


DIN Rail Terminals



Keeping on the **right track**

Glossary of Technical Terms



Push-Fit Terminals
DIN-Rail
Accessories
Mini Terminals
Feed-Through Terminals
High-Insulation Terminals
Bolt-On Terminals
Earth Terminals
Double Deck Terminals
Multi-Level Terminals
Sensor Terminals
Disconnect Terminals
Fuse Terminals
Multi-In/Out Terminals
Range Colours
Approvals
Electrical Rating
Voltage
Current
Cross Section
Connection Data
Solid Strand
Fine Strand
AWG Conductor
End Bracket
Thickness
Width
End Plate
(Small) Partition
Cross Connection
Insulation Stripping Length
Mounting Rails
Test Plug Socket
Warning Label
Group Marking
With Symbol
Without Symbol
Inflammability Class
Isolation Cover
Diode Reverse Voltage
Diode Current
Slotted
Unslotted
Without Test Socket
Double Test Socket
Technical Data
Rated Voltage
Rated Current
Wire Range
Torque
Pole
Electrolytic Zinc Coated
Galvanised
Terminal Strips
Clamping Yokes
Busbars
Marking Tags



Borniers Enfichable
Rail Din
Accessoires
Mini Borniers
Borniers De Passage
Borniers Haute Isolation
Borniers A Cosses
Borniers Terre
Borniers 2 Niveaux
Borniers Multi Niveaux
Borniers Capteur
Borniers Sectionneur
Borniers Fusible
Borniers Multi Entrée/Sortie
Gamme De Couleur
Certifications
Valeur Electrique Nominale
Tension
Courant
Diameter
Connection Data
Brin Solide
Brin Fin
Cable AWG
Support D'extremite
Épaisseur
Largeur
Plaque D'extremite
Petite Separation
Interconnexion
Longueur De Dénudage
Rail De Montage
Fiche De Test
Étiquette D'avertissement
Étiquette De Groupe
Avec Symbole
Sans Symbole
Classe D'inflammabilité
Couvercle D'isolement
Diode Tension Inverse
Diode Courant
Rainurés
Plein
Sans Prise Test
Double Prise Test
Documentation Technique
Tension Nominale
Courant Nominal
Taille Cables
Couple
Pole
Couche Zinc Électrolytique
Galvanise
Barrettes De Connexion
Colliers De Serrage
Barres De Connexion
Pieces De Marquage



Morsetti ad Inserzione Rapida
Barra DIN
Accessori
Mini Morsetti
Morsetti Passanti
Morsetti ad Alto Isolamento
Morsetti a Bullone
Morsetti di Terra
Morsetti Doppi
Morsetti a Più Livelli
Morsetti per Sensori
Morsetti Sezionatori
Morsetti Portafusibili
Morsetti a Più Ingressi e Uscite
Gamma di Colori
Approvazioni
Caratteristiche Elettriche
Tensione
Corrente
Sezione
Dati di Connessione
Cavo Rigido
Cavo Flessibile
Sezione AWG
Blocca Morsetto
Spessore
Larghezza
Piastra di Chiusura
Separatore Piccolo
Ponticelli Trasversali
Lunghezza di Spellatura del Cavo
Guide di Montaggio
Connettore e Zoccolo di Prova
Targhetta di Pericolo
Siglatura di Gruppo
Cartellino Con Siglatura
Cartellino Senza Siglatura
Classe di Infiammabilità
Protezione Isolante
Tensione Inversa del Diodo
Corrente del Diodo
Con Taglio
Senza taglio
Senza Zoccolo di Test
Zoccolo di Test Doppio
Dati Tecnici
Tensione di Lavoro
Corrente di Lavoro
Sezione dei Cavi
Coppia
Polo
Rivestito di Zinco Elettrolitico
Galvanizzato
Morsetti a Strisce
Morsetti a Gabbia
Barre di Corrente
Etichette di Siglatura



Клеммы Быстрого Зажима
DIN-Рейка
Аксессуары
Мини Клеммы
Проходные Клеммы
Сильноточные Проходные Клеммы
Сильноточные Болтовые Клеммы
Заземляющие Клеммы
Двухуровневые Клеммы
Многоуровневые Клеммы
Клеммы Для Подключения Датчиков
Разъединяющие Клеммы
Клеммы С Предохранителем
Многовыводные Клеммы Быстрого Зажима
Цветовой Диапазон
Разрешение
Электрические Характеристики
Напряжение
Ток
Поперечное Сечение
Присоединительные Размеры
Одножильный
Тонкожильный
AWG Проводник
Стопорная Клемма
Толщина
Ширина
Боковая Пластина
(Маленький) Разделитель (SP1 или SP2.5-10)
Перемычки
Длина Оголенной Части
Монтажная Рейка
Диагностический Разъем
Предупреждающая Надпись
Групповая Маркировка
С Маркировкой
Без Маркировки
Класс Горючести
Изолирующее Покрытие
Напряжение Обратной Полярности Диода
Ток Диода
Рейка с Перфорацией
Рейка Без Перфорации
Без Диагностического Разъема
Двойной Диагностический Разъем
Технические Характеристики
Номинальное Напряжение
Номинальный Ток
Толщины провода
Момент
Полюс
Гальваническая Оцинковка
Оцинкованный
Клемные Блоки
Зажим На Шину
Шина
Маркировка

Panel Mounting Terminals	PM	Panel Mounting Screw Clamp Terminals	10
Screw Clamp Terminals	T15	Mini Terminals	12
	ER	Feed-Through Terminals	13
		High Insulation Terminals	15
		High Insulation Terminals for PV	17
		Terminals with Push-In Cross Connection	19
	ERB	High Current Bolt-On Terminals	20
	ERPE	Earth Terminals	21
	ERD	Double Deck Terminals	23
	ERT	Multi-Level Terminals	27
	ERT 3S	Three Level Sensor Terminals	29
	ERTD	Disconnect Terminals	31
	ERF	Fuse Terminals	33
	ERDT	Distribution Terminals	36
	ERWT	Test/Disconnect Terminals	37
Push Fit Terminals	PFM	Mini Push-Fit Terminals	40
	PF	Standard Push-Fit Terminals	41
	PFPE	Earth Push-Fit Terminals	43
	PFD	Double Deck Push-Fit Terminals	45
	PFT	Multi-Level Push-Fit Terminals	47
	PFT 3S	Three Level Sensor Push-Fit Terminals	49
	PFTD	Fuse Push-Fit Terminals	51
	PFTD	Disconnect Push-Fit Terminals	53
	PFM	Multi-In / Out Push-Fit Terminals	55
	PFMPE	Multi-In / Out Earth Push-Fit Terminals	57
Spring Clamp Terminals	SC	Mini Spring Clamp Terminals	60
		Standard Spring Clamp Terminals	61
	SCPE	Earth Spring Clamp Terminals	63
	SCS	Spring Clamp Terminals for PCB Plugs	65
	SCD	Double Deck Spring Clamp Terminals	67
	SCT	Multi-Level Spring Clamp Terminals	71
	SCT 3S	Sensor Spring Clamp Terminals	73
	SCF	Fuse / Disconnect Spring Clamp Terminals	75
	SCM	Multi-In / Out Spring Clamp Terminals	77
DIN Rail	DR		79
Other Products / Accessories		Busbars, Marking Solutions & Accessories	81
Certifications & Approvals			87

Screw Clamp Terminals

Panel Mounting Terminals



Page 10




Mini Terminals for TS15 Rails




Page 12

High Insulation PV Terminals



Page 17 ~ 18

Feed-Through Terminals with Push-In Cross Connection




Page 19

Bolt-On Terminals




Page 20

Multi-Level Terminals




Page 27 ~ 28

Sensor Terminals



Page 29 ~ 30

Disconnect Terminals



Page 31 ~ 32

Push-Fit Terminals




Mini Terminals




Page 40

Standard Terminals




Page 41 ~ 42

Feed-Through Terminals



Page 13 ~ 14

High Insulation Terminals




Page 15 ~ 16

Earth Terminals




Page 21 ~ 22

Double Deck Terminals




Page 23 ~ 26

Fuse Terminals



Page 33 ~ 35

Distribution Terminals



Page 36

Test / Disconnect Terminals




Page 37 ~ 38

Earth Terminals



Page 43 ~ 44

Double Deck Terminals




Page 45 ~ 46

Multi-Level Terminals



Page 47 ~ 48

Sensor Terminals




Page 49 ~ 50

Multi-In / Out Terminals



Page 55 ~ 56

Multi-In / Out Earth Terminals




Page 57 ~ 58

Earth Terminals



Page 63 ~ 64

PCB Plug Terminals



Page 65 ~ 66

Sensor Terminals




Page 73 ~ 74

Fuse / Disconnect Terminals




Page 75 ~ 76

Fuse Terminals



Page 51 ~ 54

Disconnect Terminals




Page 54

Spring Clamp Terminals



Mini Terminals



Page 60

Standard Terminals



Page 61 ~ 62

Double Deck Terminals



Page 67 ~ 70

Multi-Level Terminals



Page 71 ~ 72

Multi-In / Out Terminals



Page 77 ~ 78

DIN Rails & Assembly




Page 79 ~ 80

Terminal Strips



Page 81

Busbars & Support Blocks



Page 81

Clamping Yokes



Page 82

Marking Tags & Solutions



Page 83 ~ 84

Accessories



Page 85 ~ 86

Certifications & Approvals



Page 87

Range Colours

The core range of IMO DIN-Rail Terminals come supplied as standard in beige, however 10 colour choices are available for all terminal blocks, with the exception of the Earth Terminals which only come in Green/Yellow.

Available Colours


 BEIGE (supplied as standard)	 YELLOW
 BLUE	 RED
 GREEN	 GREY
 ORANGE	 BLACK
 WHITE	 BROWN

PM Series


Panel Mounting Terminals



	PM2.5		PM4		PM10	
	UL	IEC	UL	IEC	UL	IEC
Technical Data						
Rated Voltage	300V	400V	300V	400V	300V	400V
Rated Current	20A	24A	30A	34A	45A	57A
Wire Range	2.5mm ²		4mm ²		10mm ²	
Connection Data						
Solid Wire (AWG)	22 - 12		22 - 10		22 - 8	
Stranded Wire (AWG)	22 - 12		22 - 10		22 - 8	
Insulation Withstand Voltage	2kV		2kV		2kV	
Torque (Nm)	0.4		0.8		1.8	
Screw	M2.5		M3		M4	
Wire Strip Length	6 - 8mm		6 - 8mm		9 - 11mm	
Part No.						
End Plate / Partition	PMC2.5/4		PMC4/4		PMC10/4	
Pole	PM2.5		PM4		PM10	
Earth	PME2.5		PME4		PME10	











Screw Clamp Terminals


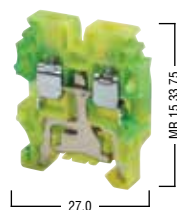




T15 Series

Mini Terminals & Mini Earth Terminals for TS15 Rails




	ER2.5-T15 Width 5mm	ER4-T15 Width 6mm
Electrical Ratings		
Voltage / Current / Cross Section	400V~ / 24A / 2.5mm ²	400V~ / 32A / 4mm ²
VDE		
UL	300V ~ / 20A / AWG 26-12	300V ~ / 30A / AWG 26-10
ATEX	400V ~ / 23A / 2.5mm ²	400V ~ / 31.5A / 4mm ²
Connection Data		
Insulation Stripping Length / Torque	10mm / 0.4Nm	10mm / 0.5Nm
Solid Strand	0.5 - 4mm ²	0.5 - 6mm ²
Fine Strand, with Ferrule	0.5 - 2.5mm ²	0.5 - 4mm ²
AWG Conductor	26.....12	26.....10
End Bracket		
Thickness 8mm	 ES5	ES5
End Plate		
Polyamide 66 - Thickness 3mm	 EP1.5-4	EP1.5-4
Cross-Connection		
	CCS2.5/2	CCS4/2
	CCS2.5/3	CCS4/3
	CCS2.5/4	CCS4/4
	CCS2.5/10	CCS4/10















	ERPE2.5-T15 Width 5mm	ERPE4-T15 Width 6mm
Electrical Ratings		
Voltage / Current / Cross Section	-V~ / -A / 2.5mm ²	-V~ / -A / 4mm ²
VDE		
UL	-V~ / -A / AWG 26-12	-V~ / -A / AWG 26-10
ATEX	Yes	Yes
Connection Data		
Insulation Stripping Length / Torque	10mm / 0.4Nm	10mm / 0.5Nm
Solid Strand	0.5 - 4mm ²	0.5 - 6mm ²
Fine Strand, with Ferrule	0.5 - 2.5mm ²	0.5 - 4mm ²
AWG Conductor	26.....12	26.....10
End Bracket		
Thickness 8mm	 ES5	ES5
End Plate		
Polyamide 66 - Thickness 3mm	 EP1.5-4-GREEN	EP1.5-4-GREEN

ER Series

Screw Clamp Terminals




	ER2.5 Width 5mm	ER4 Width 6mm	ER6 Width 8mm
Electrical Ratings			
Voltage / Current / Cross Section	750V~ / 24A / 2.5mm ²	750V~ / 32A / 4mm ²	630V~ / 41A / 6mm ²
VDE	750V~ / 24A / 2.5mm ²	750V~ / 32A / 4mm ²	630V~ / 41A / 6mm ²
UL	600V~ / 20A / AWG 26-12	600V~ / 30A / AWG 26-10	600V~ / 50A / AWG 26-8
ATEX	630V~ / 21A / 2.5mm ²	400V~ / 28A / 4mm ²	630V~ / 36A / 6mm ²
Connection Data			
Insulation Stripping Length / Torque	10mm / 0.4Nm	10mm / 0.5Nm	12mm / 0.8Nm
Solid Strand	0.5 - 4mm ²	0.5 - 6mm ²	0.5 - 10mm ²
Fine Strand, with Ferrule	0.5 - 2.5mm ²	0.5 - 4mm ²	0.5 - 6mm ²
AWG Conductor	26.....12	26.....10	24.....8
End Bracket			
For MR 32 & MR 35 	ES1 ES4	ES1 ES4	ES1 ES4
End Plate			
Polyamide 66 - Thickness 3mm 	EP2.5-10	EP2.5-10	EP2.5-10
Small Partition			
Small Partition  SP1 / SP2.5-10	SP1	SP1	SP1
Large Partition	SP2.5-10	SP2.5-10	SP2.5-10
Disconnect Plate			
Cross-Connection			
	CC2.5/2 CC2.5/3 CC2.5/4 CC2.5/10	CC4/2 CC4/3 CC4/4 CC4/10	CC6/2 CC6/3 CC6/4 CC6/10
Test Plug-Soc			
	TF2 TF2.3 TSK1 TSK3	TF2.3 TF4 TSK4 TSK7	TF2.3 TF4 TSK4 TSK7
Warning Label			
	WL1 (With Symbol) WL2 (Without Symbol)	WL1 (With Symbol) WL2 (Without Symbol)	WL1 (With Symbol) WL2 (Without Symbol)
Group Marking			
	GM GM2	GM GM2	GM




ER10	Width 10mm	ER16	Width 12mm	ER16P	Width 12mm	ER25P	Width 12mm	ER35P	Width 16mm
630V~ / 57A / 10mm ²		750V~ / 76A / 16mm ²		750V~ / 76A / 16mm ²		750V~ / 101A / 25mm ²		750V~ / 125A / 35mm ²	
630V~ / 57A / 10mm ²		750V~ / 76A / 16mm ²		750V~ / 76A / 16mm ²					
600V~ / 65A / AWG 16-6		600V~ / 85A / AWG 12-4		600V~ / 80A / AWG 12-4				600V~ / 115A / AWG 12-2	
500V~ / 50A / 10mm ²		630V~ / 66A / 16mm ²		630V~ / 66A / 16mm ²				630V~ / 125A / 35mm ²	
12mm / 1.2Nm		14mm / 1.2Nm		14mm / 1.2Nm		14mm / 2.0Nm		18mm / 2.5Nm	
1.5 - 16mm ²		1.5 - 25mm ²		1.5 - 25mm ²		1.5 - 35mm ²		1.5 - 50mm ²	
1.5 - 10mm ²		1.5 - 25mm ²		1.5 - 25mm ²		1.5 - 35mm ²		1.5 - 35mm ²	
16.....6		12.....4		12.....4		12.....2		12.....2	
ES1		ES1		ES1		ES1		ES1	
ES4		ES4		ES4		ES4		ES4	
ES7		ES7		ES7				ES7	
EP2.5-10		EP16		EP16P		EP25P			
SP1									
SP2.5-10									
		SP16		SP16					
CC10/2		CC16/2		CC16/2		CC16/2		CC35/2	
CC10/3		CC16/3		CC16/3		CC16/3		CC35/3	
CC10/4		CC16/4		CC16/4		CC16/4		CC35/4	
CC10/10		CC16/10		CC16/10		CC16/10		CC35/10	
TF2.3		TF4		TF4		TF4		TF4	
TF4		TSK8		TSK9		TSK8		TSK9	
TSK4									
TSK7									
WL1 (With Symbol)									
WL2 (Without Symbol)									
		WL3		WL3		WL3		WL3	
GM		GM		GM				GM	
GM2		GM2		GM2				GM3	
				GM3					

ER Series

High Insulation Feed-Through Terminals




	ER50 Width 20mm	ER70 Width 22mm	ER95 Width 25mm
Electrical Ratings			
Voltage / Current / Cross Section	1000V~ / 150A / 50mm ²	1000V~ / 192A / 70mm ²	1000V~ / 232A / 95mm ²
VDE			
UL	600V~ / 150A / AWG 6-1/0	600V~ / 175A / AWG 6-1/0	600V~ / 230A / AWG 2-4/0
ATEX	800V~ / 150A / 50mm ²	750V~ / 176A / 50mm ²	1000V~ / 217A / 95mm ²
Inflamability Class acc. to UL 94	V2	V2	V2
Connection Data			
Insulation Stripping Length / Torque	20mm / 6Nm	24mm / 6Nm	12mm / 0.8 - 1.2Nm
Solid Strand	16 - 70mm ²	16 - 70mm ²	0.5 - 10mm ²
Fine Strand, with Ferrule	25 - 50mm ²	16 - 50mm ²	0.5 - 6mm ²
AWG Conductor	6.....0	6.....0	2.....4
End Bracket			
For MR 32 & MR 35	ES1	ES1	ES1
	ES3		ES3
	ES4	ES4	
	ES6	ES6	
Isolation Plate			
	EP50	EP50	EP50
Cross-Connection			
	CC50/2	CC70/2	CC95/2
	CC50/3	CC70/3	CC95/3
	CC50/4	CC70/4	CC95/4
Control Terminal			
	ERCT	ERCT	ERCT
Group Marking			
	GM	GM	GM
		GM2	GM2
Alternative Mounting	ER50MB	ER70MB	ER95MB



ER150	Width 31mm	ER240	Width 36mm
-------	------------	-------	------------




1000V~ / 309A / 150mm ²		1000V~ / 415A / 240mm ²	
600V~ / 270A / AWG 2-300kcmil		600V~ / 370A / AWG 2/0-500kcmil	
1000V~ / 281A / 150mm ²		1000V~ / 380A / 240mm ²	
V2		V2	
31mm / 10 - 18Nm		35mm / 10 - 20Nm	
35 - 150mm ²		50 - 240mm ²	
35 - 150mm ²		70 - 240mm ²	
2.....300		2/0.....500	
ES1		ES1	
ES3		ES3	
EP50		EP50	
CC150/2		CC240/2	
CC150/3		CC240/3	
CC150/4		CC240/4	
ERCT		ERCT	
GM		GM	
GM2		GM2	





ER150MB	ER240MB
---------	---------




ER Series

High Insulation Feed-Through Terminals for PV




	ER16V Width 12mm	ER35PV Width 16mm	ER50V Width 20mm
Electrical Ratings			
Voltage / Current / Cross Section	1000V~ / 76A / 16mm ²	1000V~ / 115A / 35mm ²	1000V~ / 150A / 50mm ²
VDE			
UL	1000V~ / 85A / AWG 12-4	1000V~ / 115A / AWG 12-2	1000V~ / 150A / AWG 6-1/0
Inflamability Class acc. to UL 94	V0	V0	V0
Connection Data			
Insulation Stripping Length / Torque	16mm / 1.2 - 2.0Nm	18mm / 2.5 - 3.5Nm	24mm / 6 - 10Nm
Solid Strand	2.5 - 25mm ²	1.5 - 35mm ²	16 - 70mm ²
Fine Strand, with Ferrule	4 - 25mm ²	1.5 - 35mm ²	25 - 50mm ²
AWG Conductor	12.....4	12.....2	6.....1/0
End Bracket			
For MR 32 & MR 35	ES1	ES1	ES1
	ES3	ES3	ES3
	ES4	ES4	ES4
	ES7	ES7	ES6
End Plate			
Polyamide 66 - Thickness 1.2mm	EP16		
			
Isolation Plate			
	EP50	EP50	EP50
Cross-Connection			
	CC16/2	CC35/2	CC50/2
	CC16/3	CC35/3	CC50/3
	CC16/4	CC35/4	CC50/4
	CC16/10	CC35/10	
Test Plug Soc			
	TF4		
	TSK8		
Warning Label			
	WL3 (With Symbol)	WL3 (With Symbol)	
Group Marking			
	GM	GM	GM
	GM2	GM2	GM2






ER70V	Width 22mm	ER70PV	Width 22mm
750V~ / 192A / 70mm ²		1000V~ / 232A / 70mm ²	
1000V~ / 175A / AWG 6-2/0		1000V~ / 175A / AWG 6-2/0	
V0		V0	
24mm / 6 - 12Nm		24mm / 6 - 12Nm	
10 - 70mm ²		25 - 95mm ²	
16 - 70mm ²		35 - 95mm ²	
6.....2/0		6.....2/0	
ES1		ES1	
ES3		ES3	
ES6		ES6	
EP50		EP50	
CC70/2		CC70/2	
CC70/3		CC70/3	
CC70/4		CC70/4	
GM		GM	
GM2		GM2	



ER Series

Screw Clamp Terminals with Push-In Cross Connection





	ER2.5P Width 5mm	ER4P Width 6mm
Electrical Ratings		
Voltage / Current / Cross Section	750V~ / 24A / 2.5mm ²	750V~ / 32A / 4mm ²
VDE	750V~ / 24A / 2.5mm ²	750V~ / 32A / 4mm ²
UL	600V~ / 20A / AWG 26-12	600V~ / 30A / AWG 26-10
ATEX	630V~ / 23A / 0.5mm ²	630V~ / 29A / 0.5mm ²
Connection Data		
Insulation Stripping Length / Torque	10mm / 0.4Nm	10mm / 0.5 - 0.8Nm
Solid Strand	0.5 - 4mm ²	0.5 - 6mm ²
Fine Strand, with Ferrule	0.5 - 2.5mm ²	0.5 - 6mm ²
AWG Conductor	26.....12	26.....10
End Bracket		
For MR 32 & MR 35	 ES1 ES4	 ES1 ES4
End Plate		
Polyamide 66 - Thickness 3mm	 EP2.5-10	 EP2.5-10
Small Partition		
Small Partition	SP1 / SP2.5-10	SP1
Large Partition	 SP2.5-10	SP2.5-10
Cross-Connection		
	CCS2.5/2	CCS4/2
	CCS2.5/3	CCS4/3
	CCS2.5/4	CCS4/4
	CCS2.5/10	CCS4/10
Warning Label		
	WL1 (With Symbol) WL2 (Without Symbol)	WL1 (With Symbol) WL2 (Without Symbol)
Group Marking		
	GM GM2	GM GM2



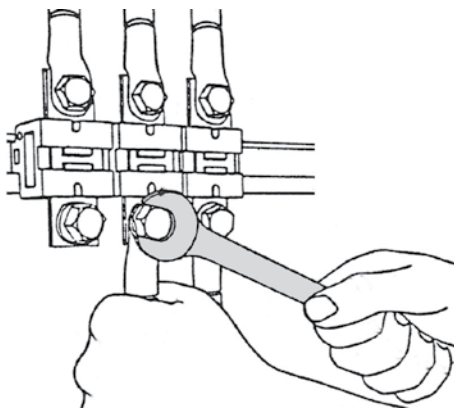


ERB Series

High Current Terminals

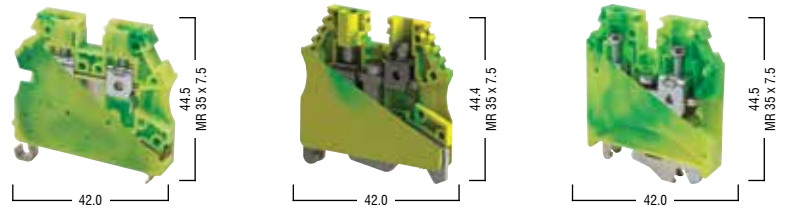


	ERB95 Width 40mm	ERB150 Width 48mm	ERB240 Width 53mm
Electrical Ratings			
Voltage / Current / Cross Section	1000V~ / 232A / 95mm ²	1000V~ / 309A / 150mm ²	1000V~ / 415A / 240mm ²
Isolation Cover			
	IC95	IC150	IC240
Cross-Connection			
	CCB95/2	CCB150/2	CCB240/2
	CCB95/3	CCB150/3	CCB240/3
	CCB95/4	CCB150/4	CCB240/4




ERPE Series

Screw Clamp Earth Terminals




	ERPE2.5P Width 5.75mm	ERPE2.5/4 Width 6mm	ERPE6/10 Width 8mm
Electrical Ratings			
Voltage / Current / Cross Section	~V~ / -A / 2.5mm ²	~V~ / -A / 4mm ²	~V~ / -A / 6mm ²
VDE	~V~ / -A / 2.5mm ²	~V~ / -A / 4mm ²	~V~ / -A / 6mm ²
UL	~V~ / -A / AWG 26-12	~V~ / -A / 4mm ²	~V~ / -A / 6mm ²
ATEX	630V~ / -A / 2.5mm ²	630V~ / -A / 4mm ²	630V~ / -A / 6mm ²
Connection Data			
Insulation Stripping Length / Torque	10mm / 0.4Nm	10mm / 0.5 - 0.8Nm	12mm / 0.8 - 1.2Nm
Solid Strand	0.5 - 4mm ²	0.5 - 6mm ²	0.5 - 10mm ²
Fine Strand, with Ferrule	1.5 - 2.5mm ²	0.5 - 6mm ²	0.5 - 10mm ²
AWG Conductor	26.....12	20.....10	28.....8




Push-on spring clamp mounting for "P" versions



Screw clamp mounting

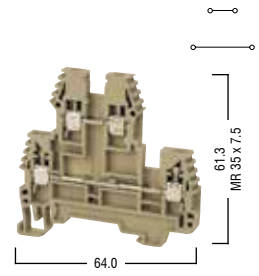


ERPE16P	Width 12mm	ERPE35P	Width 16mm	ERPE50P	Width 20mm
~V~ / -A / 16mm ²		~V~ / -A / 35mm ²		~V~ / -A / 50mm ²	
AWG 12-4		AWG 12-2		AWG 6-1/0	
630V~ / -A / 16mm ²		630V~ / -A / 35mm ²		800V~ / -A / 50mm ²	
14mm		18mm		24mm	
1.5 - 25mm ²		1.5 - 50mm ²		16 - 70mm ²	
1.5 - 25mm ²		1.5 - 35mm ²		25 - 50mm ²	
12.....4		12.....2		6.....0	

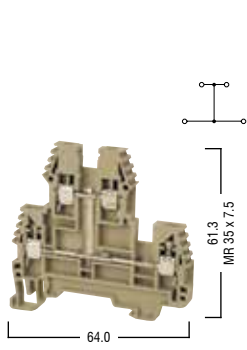


ERD 2.5 Series


Double Deck Screw Clamp Terminals




ERD2.5		Width 5mm
Electrical Ratings		
Voltage / Current / Cross Section	500V~ / 24A / 2.5mm ²	
VDE		
UL/cUL	300V~ / 20A / AWG 26-12	
ATEX	400V~ / 21.5A / 2.5mm ²	
Connection Data		
Insulation Stripping Length / Torque	9mm / 0.4Nm	
Solid Strand	0.5 - 4mm ²	
Fine Strand, with Ferrule	0.5 - 4mm ²	
AWG Conductor	26.....12	
Ordering Data		
	Type	
	ERD2.5	
Electrical Ratings		
Diode Reverse Voltage		
Diode Current		
Diode		
End Bracket		
For MR 32 & MR 35		
	ES1	
	ES4	
End Plate Partition		
Polyamide 66 - Thickness 1.2mm		
	EP4	
Cross-Connection		
	CC2.5/2	
	CC2.5/3	
	CC2.5/4	
	CC2.5/10	
Test Plug-Soc		
	TF2	
	TF2.3	
	TSK1	
	TSK3	
Group Marking		
	GM	



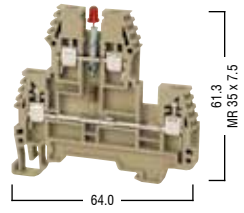
SEE BELOW FOR ORDERING INFO



SEE BELOW FOR ORDERING INFO



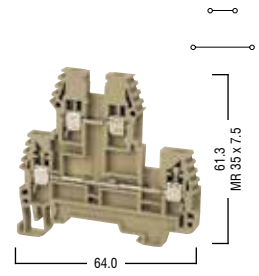
SEE BELOW FOR ORDERING INFO



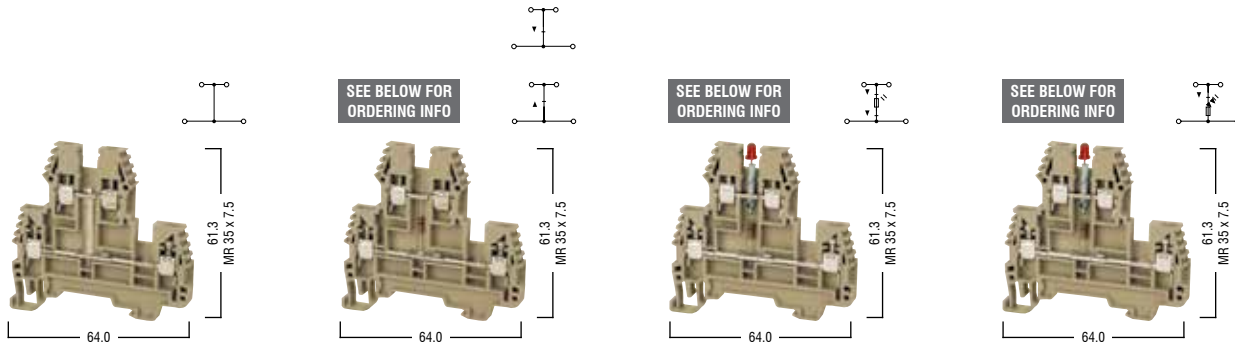
ERD2.5V	Width 5mm	ERD2.5D(R)	Width 5mm	ERD2.5LDA	Width 5mm	ERD2.5LD	Width 5mm
500V~ / 24A / 2.5mm ²		500V~ / 24A / 2.5mm ²		-V~ / 24A / 2.5mm ²		-V~ / 24A / 2.5mm ²	
300V~ / 20A / AWG 26-12		300V~ / 20A / AWG 26-12		-V~ / 20A / AWG 26-12		-V~ / 20A / AWG 26-12	
9mm / 0.4Nm		10mm / 0.4 - 0.6Nm		10mm / 0.4 - 0.6Nm		10mm / 0.4 - 0.6Nm	
0.5 - 4mm ²		0.5 - 4mm ²		0.5 - 4mm ²		0.5 - 4mm ²	
0.5 - 4mm ²		0.5 - 4mm ²		0.5 - 4mm ²		0.5 - 4mm ²	
26.....12		26.....12		26.....12		26.....12	
Type		Type		Type	Voltage AC	Type	Voltage AC
ERD2.5V		ERD2.5D		ERD2.5LDA24VAC	(24 VAC)	ERD2.5LD24VDC	(24 VDC)
		ERD2.5DR (Reverse Diode)		ERD2.5LDA48VAC	(48 VAC)	ERD2.5LD48VDC	(48 VDC)
				ERD2.5LDA100VAC	(100 VAC)	ERD2.5LD100VDC	(100 VDC)
				ERD2.5LDA220VAC	(220 VAC)	ERD2.5LD220VDC	(220 VDC)
ES1		ES1		ES1		ES1	
ES3		ES3		ES3		ES3	
ES4		ES4		ES4		ES4	
EP4		EP4		EP4		EP4	
CC2.5/2		CC2.5/2		CC2.5/2		CC2.5/2	
CC2.5/3		CC2.5/3		CC2.5/3		CC2.5/3	
CC2.5/4		CC2.5/4		CC2.5/4		CC2.5/4	
CC2.5/10		CC2.5/10		CC2.5/10		CC2.5/10	
TF2		TF2		TF2		TF2	
TF2.3		TF2.3		TF2.3		TF2.3	
TSK1		TSK1		TSK1		TSK1	
TSK3		TSK3		TSK3		TSK3	
GM		GM		GM		GM	

ERD 4 Series

Double Deck Screw Clamp Terminals




ERD4		Width 6mm
Electrical Ratings		
Voltage / Current / Cross Section	500V~ / 32A / 4mm ²	
VDE		
UL/cUL	300V~ / 30A / AWG 26-10	
ATEX	400V~ / 29.5A / 4mm ²	
Connection Data		
Insulation Stripping Length / Torque	10mm / 0.5 - 0.8Nm	
Solid Strand	0.5 - 6mm ²	
Fine Strand, with Ferrule	0.5 - 6mm ²	
AWG Conductor	26.....10	
Ordering Data		
	Type	
	ERD4	
Electrical Ratings		
Diode Reverse Voltage		
Diode Current		
Diode		
End Bracket		
For MR 32 & MR 35		ES1
		ES3
		ES4
End Plate Partition		
Polyamide 66 - Thickness 1.2mm		EP4
Cross-Connection		
		CC4/2
		CC4/3
		CC4/4
		CC4/10
Test Plug-Soc		
		TF2
		TF4
		TSK4
		TSK7
Group Marking		
		GM



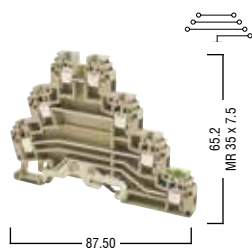
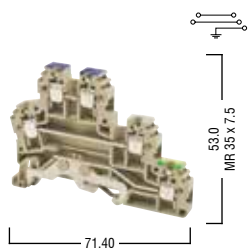
ERD4V	Width 5mm	ERD4D(R)	Width 5mm	ERD4LDA	Width 5mm	ERD4LDD	Width 5mm
500V~ / 32A / 4mm ²		500V~ / 32A / 4mm ²		-V~ / 32A / 4mm ²		-V~ / 32A / 4mm ²	
300V~ / 30A / AWG 26-10		300V~ / 30A / AWG 26-10		-V~ / 30A / AWG 26-10		-V~ / 30A / AWG 26-10	
10mm / 0.5 - 0.8Nm		10mm / 0.5 - 0.8Nm		10mm / 0.5 - 0.8Nm		10mm / 0.5 - 0.8Nm	
0.5 - 6mm ²		0.5 - 6mm ²		0.5 - 6mm ²		0.5 - 6mm ²	
0.5 - 6mm ²		0.5 - 6mm ²		0.5 - 6mm ²		0.5 - 6mm ²	
26.....10		26.....10		26.....10		26.....10	
Type		Type		Type	Voltage AC	Type	Voltage AC
ERD4V		ERD4D		ERD4LDA24VAC	(24 VAC)	ERD4LDD24VDC	(24 VDC)
		ERD4DR (Reverse Diode)		ERD4LDA48VAC	(48 VAC)	ERD4LDD48VDC	(48 VDC)
				ERD4LDA100VAC	(100 VAC)	ERD4LDD100VDC	(100 VDC)
				ERD4LDA220VAC	(220 VAC)	ERD4LDD220VDC	(220 VDC)
ES1		ES1		ES1		ES1	
ES3		ES3		ES3		ES3	
ES4		ES4		ES4		ES4	
EP4		EP4		EP4		EP4	
CC4/2		CC4/2		CC4/2		CC4/2	
CC4/3		CC4/3		CC4/3		CC4/3	
CC4/4		CC4/4		CC4/4		CC4/4	
CC4/10		CC4/10		CC4/10		CC4/10	
TF2		TF2		TF2		TF2	
TF4		TF4		TF4		TF4	
TSK4		TSK4		TSK4		TSK4	
TSK7		TSK7		TSK7		TSK7	
GM		GM		GM		GM	

ERT Series




Multi-Level Screw Clamp Terminals



ERT3		Width 6mm
Electrical Ratings		
Voltage / Current / Cross Section	440V~ / 24A / 2.5mm ²	
VDE		
UL/cUL	300V~ / 24A / AWG 24-12	
ATEX	400V~ / 24A / 2.5mm ²	
Connection Data		
Insulation Stripping Length / Torque	8mm / 0.4 - 0.6Nm	
Solid Strand	0.5 - 4mm ²	
Fine Strand, with Ferrule	1.5 - 2.5mm ²	
AWG Conductor	24.....12	
End Bracket		
For MR 32 & MR 35		
	ES1	
	ES3	
	ES4	
End Plate Partition		
Polyamide 66 - Thickness 1.2mm	EPT3	
Small Partition		
	SP1	
Cross-Connection		
	CC2.5/2T	
	CC2.5/3T	
	CC2.5/4T	
	CC2.5/10T	
Test Plug-Soc		
	TF2	
	TF3	
Group Marking		
	GM	




ERT2E	Width 6mm	ERT3E	Width 6mm
440V~ / 24A / 2.5mm ²		440V~ / 24A / 2.5mm ²	
300V~ / 24A / AWG 24-12		300V~ / 24A / AWG 24-12	
400V~ / 24A / 2.5mm ²		400V~ / 24A / 2.5mm ²	
8mm / 0.4 - 0.6Nm		8mm / 0.4 - 0.6Nm	
0.5 - 4mm ²		0.5 - 4mm ²	
0.5 - 4mm ²		0.5 - 4mm ²	
24.....12		24.....12	
ES1		ES1	
ES3		ES3	
ES4		ES4	
EPT2E		EPT3E	
SP1		SP1	
CC2.5/2T		CC2.5/2T	
CC2.5/3T		CC2.5/3T	
CC2.5/4T		CC2.5/4T	
CC2.5/10T		CC2.5/10T	
TF2		TF2	
TF3		TF3	
GM		GM	





ERT 3S Series


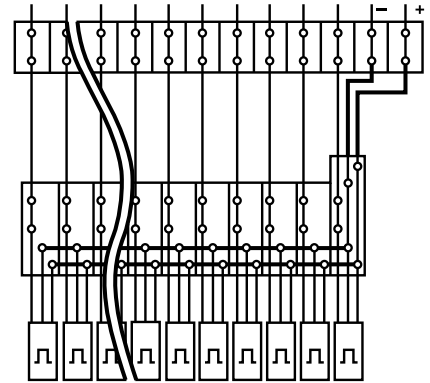
Three Level Sensor Screw Clamp Terminals



ERT3S		Width 6mm
Electrical Ratings		
Voltage / Current / Cross Section	500V~ / 24A / 2.5mm ²	
VDE		
UL/cUL	300V~ / 24A / AWG 24-12	
Connection Data		
Insulation Stripping Length / Torque	8mm / 0.4 - 0.6Nm	
Solid Strand	0.5 - 4mm ²	
Fine Strand, with Ferrule	0.5 - 2.5mm ²	
AWG Conductor	24.....12	
End Bracket		
For MR 32 & MR 35		ES1 ES3 ES4
End Plate Partition		
Polyamide 66 - Thickness 1.5mm		EPT3S
Small Partition		
		SP1
Cross-Connection		
		CC2.5/2T CC2.5/3T CC2.5/4T CC2.5/10T
Test Plug-Soc		
		TF2.3 TSK2.3
Group Marking		
		GM








ERT3SLDN	Width 6mm	ERT3SLDP	Width 6mm
-V~ / 24A / 2.5mm ²		-V~ / 24A / 2.5mm ²	
8mm / 0.4 - 0.6Nm		8mm / 0.4 - 0.6Nm	
0.5 - 4mm ²		0.5 - 4mm ²	
0.5 - 2.5mm ²		0.5 - 2.5mm ²	
24.....12		24.....12	
ES1		ES1	
ES3		ES3	
ES4		ES4	
EPT3S		EPT3	
SP1		SP1	
CC2.5/2T		CC2.5/2T	
CC2.5/3T		CC2.5/3T	
CC2.5/4T		CC2.5/4T	
CC2.5/10T		CC2.5/10T	
TF2		TF2	
TF3		TF3	
GM		GM	







ERTD Series

Disconnect Screw Clamp Terminals




	ERTD4A Width 6.2mm	ERTD4 Width 6.2mm
Electrical Ratings		
Voltage / Current / Cross Section	500V~ / 16A / 4mm ²	500V~ / 16A / 4mm ²
VDE		
UL/cUL	600V~ / 16A / AWG 26-10	600V~ / 16A / AWG 26-10
Connection Data		
Insulation Stripping Length / Torque	10mm / 0.5 - 0.8Nm	10mm / 0.5 - 0.8Nm
Solid Strand	0.5 - 6mm ²	0.5 - 6mm ²
Fine Strand, with Ferrule	0.5 - 6mm ²	0.5 - 6mm ²
AWG Conductor	26.....10	26.....10
Disconnect Operation	Lever	Lever
End Bracket		
For MR 32 & MR 35	 ES1 ES3	ES1 ES3
End Plate / Partition		
Polyamide 66 - Thickness 1.2mm	 EPF3	EPF3
Cross-Connection		
	 CCS4/2 CCS4/3 CCS4/4 CCS4/10	CCS4/2 CCS4/3 CCS4/4 CCS4/10
Group Marking		
	 GM	GM





ERTD3	Width 6.2mm	ERTD3M	Width 6.2mm	ERTD2	Width 6.2mm	ERD4F	Width 8mm
500V~ / 16A / 4mm ²		500V~ / 16A / 4mm ²		500V~ / 6.3A / 4mm ²		500V~ / 6.3A / 4mm ²	
600V~ / 10A / AWG 26-10		600V~ / 10A / AWG 26-10		300V~ / 6.3A / AWG 26-8		300V~ / 6.3A / AWG 24-10	
10mm / 0.5 - 0.8Nm		10mm / 0.5 - 0.8Nm		12mm / 0.8 - 1.2Nm		10mm / 0.5 - 0.8Nm	
0.5 - 6mm ²		0.5 - 6mm ²		0.5 - 10mm ²		0.5 - 6mm ²	
0.5 - 6mm ²		0.5 - 6mm ²		0.5 - 10mm ²		0.5 - 4mm ²	
26.....10		26.....10		26.....8		24.....10	
Pull Out		Lever		Lever		Lever	
ES1		ES1		ES1		ES1	
ES3		ES3		ES3			
EPF3		EPF3		EPF2		EPERD4F	
CCS4/2		CCS4/2				CCS6/2	
CCS4/3		CCS4/3				CCS6/3	
CCS4/4		CCS4/4				CCS6/4	
CCS4/10		CCS4/10				CCS6/10	
GM		GM		GM		GM	









ERF Series

Fuse Screw Clamp Terminals







SEE BELOW FOR ORDERING INFO



	ERF2 Width 8mm	ERF2LD Width 8mm
Electrical Ratings		
Voltage / Current / Cross Section	500V~ / 6.3A / 6mm ²	-V~ / 16A / 6mm ²
VDE		
UL/cUL	300V~ / 6.3A / AWG 26-8	-V~ / 6.3A / AWG 26-8
Connection Data		
Insulation Stripping Length / Torque	12mm / 0.8 - 1.2Nm	12mm / 0.8 - 1.2Nm
Solid Strand	0.5 - 10mm ²	0.5 - 10mm ²
Fine Strand, with Ferrule	1.5 - 10mm ²	1.5 - 10mm ²
AWG Conductor	26.....8	26.....8
Disconnect Operation	Lever	Lever
Ordering Data		Type Voltage AC
		ERF2LD24VAC (24 VAC)
		ERF2LD24VDC (24 VDC)
		ERF2LD48VAC (48 VAC)
		ERF2LD48VDC (48 VDC)
		ERF2LD110VAC (110 VAC)
		ERF2LD110VDC (110 VDC)
		ERF2LD220VAC (220 VAC)
		ERF2LD220VDC (220 VDC)
End Bracket		
For MR 32 & MR 35 	ES1	ES1
	ES3	ES3
	ES4	ES4
End Plate / Partition		
Polyamide 66 - Thickness 1.2mm 	EPF2	EPF2
Cross-Connection		
		
Group Marking		
	GM	GM

SEE BELOW FOR
ORDERING INFO

SEE BELOW FOR
ORDERING INFO





ERF3	Width 6.2mm	ERF3LD	Width 6.2mm	ERF3M	Width 6.2mm	ERF3MLD	Width 6.2mm
500V~ / 10A / 4mm ²		-V~ / 10A / 4mm ²		500V~ / 10A / 4mm ²		-V~ / 10A / 4mm ²	
600V~ / 10A / AWG 26-10		-V~ / 10A / AWG 26-10		600V~ / 10A / AWG 26-10		-V~ / 10A / AWG 26-10	
10mm / 0.5 - 0.8Nm		10mm / 0.5 - 0.8Nm		12mm / 0.5 - 0.8Nm		10mm / 0.5 - 0.8Nm	
0.5 - 6mm ²		0.5 - 6mm ²		0.5 - 6mm ²		0.5 - 6mm ²	
0.5 - 6mm ²		0.5 - 6mm ²		0.5 - 6mm ²		0.5 - 6mm ²	
26.....10		26.....10		26.....10		26.....10	
Pull Out		Pull Out		Lever		Lever	
		Type	Voltage AC			Type	Voltage AC
		ERF3LD24VAC	(24 VAC)			ERF3MLD24VAC	(24 VAC)
		ERF3LD24VDC	(24 VDC)			ERF3MLD24VDC	(24 VDC)
		ERF3LD48VAC	(48 VAC)			ERF3MLD48VAC	(48 VAC)
		ERF3LD48VDC	(48 VDC)			ERF3MLD48VDC	(48 VDC)
		ERF3LD110VAC	(110 VAC)			ERF3MLD110VAC	(110 VAC)
		ERF3LD110VDC	(110 VDC)			ERF3MLD110VDC	(110 VDC)
		ERF3LD220VAC	(220 VAC)			ERF3MLD220VAC	(220 VAC)
		ERF3LD220VDC	(220 VDC)			ERF3MLD220VDC	(220 VDC)
ES1		ES1		ES1		ES1	
ES3		ES3		ES3		ES3	
ES4		ES4		ES4		ES4	
EPF3		EPF3		EPF3		EPF3	
CCS4/2		CCS4/2		CCS4/2		CCS4/2	
CCS4/3		CCS4/3		CCS4/3		CCS4/3	
CCS4/4		CCS4/4		CCS4/4		CCS4/4	
CCS4/10		CCS4/10		CCS4/10		CCS4/10	
GM		GM		GM		GM	

ERF4 Series


Fuse Screw Clamp Terminals for American Standards



SEE BELOW FOR ORDERING INFO



	ERF4	Width 10mm	ERF4LD	Width 10mm
Electrical Ratings				
Voltage / Current / Cross Section	750V~ / 6.3A / 6mm ²		-V~ / 6.3A / 6mm ²	
VDE				
UL/cUL	600V~ / 6.3A / AWG 22-8		-V~ / -A / AWG 22-8	
Connection Data				
Insulation Stripping Length / Torque	12mm / 0.5 - 0.8Nm		12mm / 0.5 - 0.8Nm	
Solid Strand	0.5 - 10mm ²		0.5 - 10mm ²	
Fine Strand, with Ferrule	1.5 - 10mm ²		1.5 - 10mm ²	
AWG Conductor	22.....8		22.....8	
Ordering Data			Type	Voltage AC
			ERF4LD24VAC	(24 VAC)
			ERF4LD24VDC	(24 VDC)
			ERF4LD48VAC	(48 VAC)
			ERF4LD48VDC	(48 VDC)
			ERF4LD110VAC	(110 VAC)
			ERF4LD110VDC	(110 VDC)
			ERF4LD220VAC	(220 VAC)
			ERF4LD220VDC	(220 VDC)
End Bracket				
For MR 32 & MR 35			ES1	ES1
			ES3	ES3
			ES4	ES4
Group Marking				
			GM	GM




ERDT Series


Distribution Screw Clamp Terminals



SEE BELOW FOR ORDERING INFO



	ERDT10/16 Width 11mm	ERDTPE2.5 Width 5mm	ERDTPE4 Width 6mm
Electrical Ratings			
Voltage / Current / Cross Section	750V~ / 57 - 76A / 10 - 16mm ²	~V~ / -A / 2.5mm ²	~V~ / -A / 2.5mm ²
UL/cUL		~V~ / -A / AWG 26-12	~V~ / -A / AWG 26-10
ATEX		630V	630V
Connection Data			
Insulation Stripping Length / Torque	12mm / 1.2Nm	10mm / 0.5 - 0.8Nm	10mm / 0.5 - 0.8Nm
Solid Strand	1.5 - 16mm ²	0.5 - 4mm ²	0.5 - 6mm ²
Fine Strand, with Ferrule	1.5 - 16mm ²	0.5 - 4mm ²	0.5 - 6mm ²
AWG Conductor	16.....8	26.....12	26.....10
Ordering Data		Type	Type
	ERDT10/16		
	ERDT10/16-2		
	ERDT10/16-3		
	ERDT10/16-4		
	ERDT10/16-5		
End Bracket			
For MR 32 & MR 35	ES1		
	ES3	ES3	ES3
	ES4	ES4	ES4
		ES7	ES7
End Plat / Partition			
Polyamide 66 - Thickness 1.5mm	EPDT		
	EPPT		
		EPDTPE	EPDTPE
Group Marking			
	GM	GM	GM




ERWT Series


Test/Disconnect Screw Clamp Terminals










SEE BELOW FOR ORDERING INFO




SEE BELOW FOR ORDERING INFO




	ERWT1N Width 8mm	ERWT2N Width 10mm
Electrical Ratings		
Voltage / Current / Cross Section	400V~ / 41A / 6mm ²	400V~ / 57A / 10mm ²
VDE		
UL/cUL	300V~ / 50A / AWG 20-8	
Connection Data		
Insulation Stripping Length / Torque	12mm / 0.8 - 1.2Nm	12mm / 1.2 - 1.8Nm
Solid Strand	0.5 - 10mm ²	1.5 - 16mm ²
Fine Strand, with Ferrule	1.5 - 10mm ²	1.5 - 16mm ²
AWG Conductor	20....8	16....8
Ordering Data	Type	Type
Without Socket	ERWT1-0N	ERWT2-0N
One Socket	ERWT1-1N	ERWT2-1N
Double Socket	ERWT1-2N	ERWT2N
Test Socket	ERWT1-1TN	
End Bracket		
For MR 32 & MR 35	ES1 ES3 ES4	ES1 ES3 ES4
		
End Plate / Partition		
Polyamide 66 - Thickness 1.5mm	EPWT	EPWT
		
Small Partition		
	SP2	SP2
		
Cross-Connection		
	CC6/2W CC6/3W CC6/4W CC6/10W	CC10/2W CC10/3W CC10/4W CC10/10W
Cross-Connection Extraction Tool		
	ERWTOOL	ERWTOOL
Test Plug-Soc		
	ITK32 TSK6 TF2.34	ITK32 TSK6 TF4
Group Marking		
	GM	GM


SEE BELOW FOR ORDERING INFO



SEE BELOW FOR ORDERING INFO




SEE BELOW FOR ORDERING INFO




ERWT3N	Width 8mm	ERWT4N	Width 8mm	ERWT6N	Width 8mm
400V~ / 41A / 6mm ²		500V~ / 41A / 6mm ²		500V~ / 41A / 6mm ²	
300V~ / 50A / AWG 20-8					
10mm / 0.8Nm		12mm / 0.8 - 1.0Nm		12mm / 0.8 - 1.2Nm	
0.5 - 10mm ²		0.5 - 10mm ²		0.5 - 10mm ²	
1.5 - 10mm ²		1.5 - 10mm ²		0.5 - 10mm ²	
20.....8		26.....8		26.....8	
		Type		Type	
ERWT3-0N				ERWT0	
ERWT3-1N				ERWT1	
ERWT3-2N		ERWT4-2N		ERWT2	
ES1		ES1		ES1	
ES3		ES3		ES3	
ES4		ES4		ES4	
EPWT		EPWT		EPWT	
SP2		SP2		SP2	
CC6/2W		CC6/2W		CC6/2W	
CC6/3W		CC6/3W		CC6/3W	
CC6/4W		CC6/4W		CC6/4W	
CC6/10W		CC6/10W		CC6/10W	
ERWTOOL		ERWTOOL		ERWTOOL	
ITK32		ITK32		ITK32	
TSK6		TSK6		TSK6	
		TF4		TF4	
GM		GM		GM	


Push-Fit Terminals




PFM Series

Mini Push-Fit Terminals

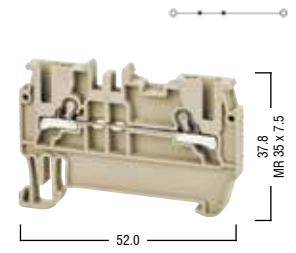


	PFMR2.5 Width 5mm	PFM2.5 Width 5mm	PFPEM2.5 Width 5mm
Electrical Ratings			
Voltage / Current / Cross Section	800V~ / 24A / 2.5mm ²	800V~ / 24A / 2.5mm ²	-V~ / -A / 2.5mm ²
UL		600V~ / 20A / AWG 22-12	-V~ / -A / AWG 22-12
Connection Data			
Insulation Stripping Length	10mm	10mm	10mm
Solid Strand	0.5 - 4mm ²	0.5 - 4mm ²	0.5 - 4mm ²
Fine Strand with Ferrule	0.5 - 2.5mm ²	0.5 - 2.5mm ²	0.5 - 2.5mm ²
AWG Conductor	22.....12	22.....12	22.....12
End Bracket			
	ES1	ES5 (screwless)	ES5 (screwless)
	ES4 (screwless)		
End Plate			
Polyamide 66 - Thickness 1.2mm	EPPFM2.5	EPPFM2.5	EPPFME2.5
Technical Data			
Max. Clamping Range	4mm ²	4mm ²	4mm ²
Rated Impulse Voltage / Pollution Severity	8kV / 3	8kV / 3	8kV / 3
Insulation Material Group / Guage Pin Code (acc. IEC 60947-1)	1 / A3	1 / A3	1 / A3
Protection Class / Protection Conductor Type	IP20 / -	IP20 / -	IP20 / PE







PF Series

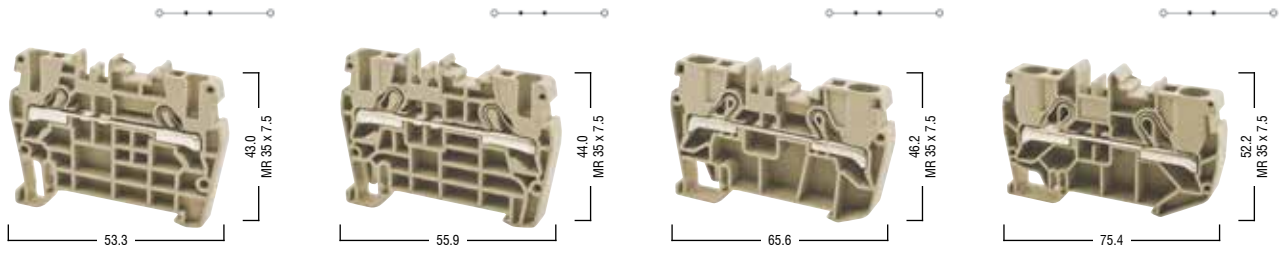
Push-Fit Terminals



PF1.5 Width 4.2mm

Electrical Ratings	
Voltage / Current / Cross Section	800V~ / 17.5A / 1.5mm ²
UL	
Connection Data	
Insulation Stripping Length	10mm
Solid Strand	0.5 - 2.5mm ²
Fine Strand with Ferrule	0.5 - 1.5mm ²
AWG Conductor	22.....14
End Bracket	
	ES1 ES4 (screwless)
End Plate	
Polyamide 66 - Thickness 1.2mm 	EPPF1.5
Partitions	
Cross-Connection	
	CCS1.5/2 CCS1.5/3 CCS1.5/4 CCS1.5/10
Test Plug	
	PFT
Technical Data	
Max. Clamping Range	2.5mm ²
Rated Impulse Voltage / Pollution Severity	8kV / 3
Insulation Material Group / Gauge Pin Code (acc. IEC 60947-1)	1 / A3
Protection Class / Protection Conductor Type	IP20 / -

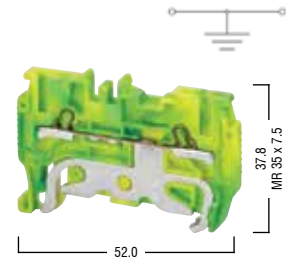






PF2.5	Width 5mm	PF4	Width 6mm	PF6	Width 8mm	PF10	Width 10mm
800V~ / 24A / 2.5mm ²		800V~ / 32A / 4mm ²		800V~ / 41A / 6mm ²		800V~ / 57A / 10mm ²	
600V~ / 20A / AWG 22-12		600V~ / 30A / AWG 22-10		600V~ / 35A / AWG 20-8		600V~ / 55A / AWG 20-6	
10mm		10mm		13mm		15mm	
0.5 - 4mm ²		0.5 - 6mm ²		0.5 - 10mm ²		0.5 - 16mm ²	
0.5 - 2.5mm ²		0.5 - 4mm ²		0.5 - 6mm ²		0.5 - 10mm ²	
22.....12		22.....10		22.....8		20.....6	
ES1		ES1		ES1		ES1	
ES4 (screwless)		ES4 (screwless)		ES4 (screwless)		ES4 (screwless)	
EPPF2.5		EPPF4		EPPF6		EPPF10	
SPPF2.5-4		SPPF2.5-4		SPPF6		SPPF10	
CCS2.5/2		CCS4/2		CCS6/2		CCS10/2	
CCS2.5/3		CCS4/3		CCS6/3		CCS10/3	
CCS2.5/4		CCS4/4		CCS6/4		CCS10/4	
CCS2.5/10		CCS4/10		CCS6/10		CCS10/10	
PFT		PFT					
4mm ²		6mm ²		10mm ²		16mm ²	
8kV / 3		8kV / 3		8kV / 3		8kV / 3	
1 / A3		1 / A4		1 / A5		1 / A4	
IP20 / -		IP20 / -		IP20 / -		IP20 / -	


PFPE Series

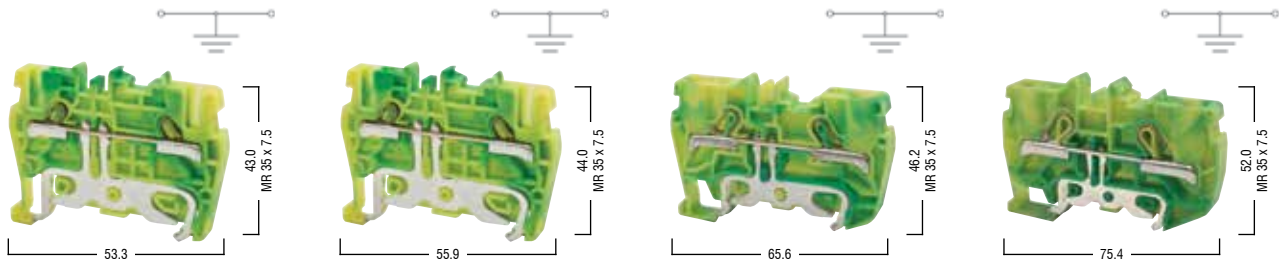
Push-Fit Earth Terminals




PFPE1.5P Width 4.2mm

Electrical Ratings	
Voltage / Current / Cross Section	-V~ / -A / 1.5mm ²
UL	-V~ / -A / AWG 22-14
Connection Data	
Insulation Stripping Length	10mm
Solid Strand	0.5 - 2.5mm ²
Fine Strand with Ferrule	0.5 - 1.5mm ²
AWG Conductor	22.....14
End Bracket	
	ES1 ES4 (screwless)
End Plate	
Polyamide 66 - Thickness 1.0mm 	EPPFPE1.5
Technical Data	
Max. Clamping Range	2.5mm ²
Rated Impulse Voltage / Pollution Severity	8kV / 3
Insulation Material Group / Gauge Pin Code (acc. IEC 60947-1)	1 / A3
Protection Class / Protection Conductor Type	IP20 / PE



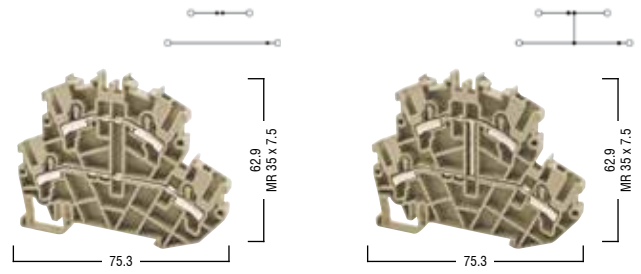






PFPE2.5P	Width 5mm	PFPE4P	Width 6mm	PFPE6P	Width 8mm	PFPE10P	Width 10mm
-V~ / -A / 2.5mm ²		-V~ / -A / 4mm ²		-V~ / -A / 6mm ²		-V~ / -A / 10mm ²	
-V~ / -A / AWG 22-12		-V~ / -A / AWG 22-10		-V~ / -A / AWG 20-8		-V~ / -A / AWG 20-6	
10mm		10mm		13mm		15mm	
0.5 - 4mm ²		0.5 - 6mm ²		0.5 - 10mm ²		0.5 - 16mm ²	
0.5 - 2.5mm ²		0.5 - 4mm ²		0.5 - 6mm ²		0.5 - 10mm ²	
22.....12		22.....10		22.....8		20.....6	
ES1		ES1		ES1		ES1	
ES4 (screwless)		ES4 (screwless)		ES4 (screwless)		ES4 (screwless)	
EPPFPE2.5		EPPFPE4		EPPFPE6		EPPFPE10	
4mm ²		6mm ²		10mm ² / 57A		16mm ² / 76A	
8kV / 3		8kV / 3		8kV / 3		8kV / 3	
1 / A3		1 / A4		1 / A5		1 / A4	
IP20 / PE		IP20 / PE		IP20 / PE		IP20 / PE	




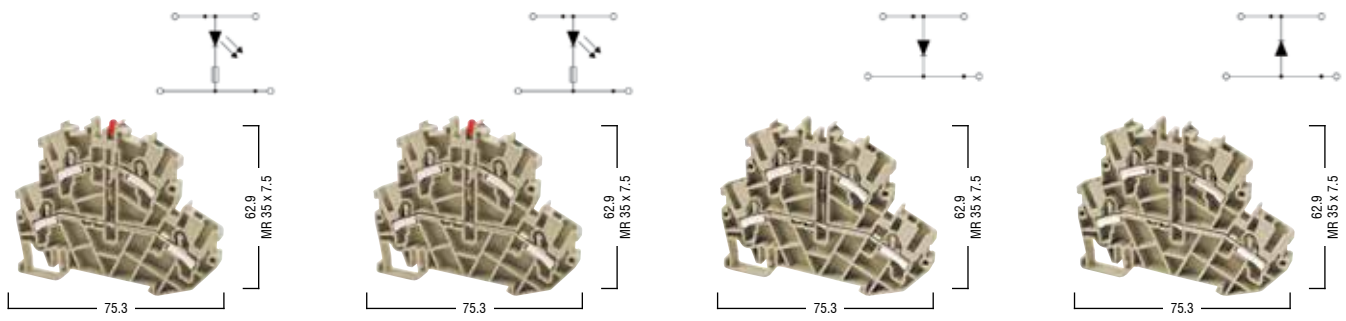
PFD Series

Double Deck Push-Fit Terminals



	PFD2.5	PFD2.5V
	Width 5mm	Width 5mm
Electrical Ratings		
Voltage / Current / Cross Section	500V~ / 24A / 2.5mm ²	500V~ / 24A / 2.5mm ²
UL	500V~ / 20A / AWG 22-12	
Connection Data		
Insulation Stripping Length	10mm	10mm
Solid Strand	0.5 - 4mm ²	0.5 - 4mm ²
Fine Strand with Ferrule	0.5 - 2.5mm ²	0.5 - 2.5mm ²
AWG Conductor	22.....12	22.....12
End Bracket		
	ES1	ES1
	ES4 (screwless)	ES4 (screwless)
End Plate		
Polyamide 66 - Thickness 1.2mm		EPPFD
Cross-Connection		
	CCS2.5/2	CCS2.5/2
	CCS2.5/3	CCS2.5/3
	CCS2.5/4	CCS2.5/4
	CCS2.5/10	CCS2.5/10
Group Marking		
	GMPF2	GMPF2
	GMPF3	
Technical Data		
Max. Clamping Range	4mm ²	4mm ²
Rated Impulse Voltage / Pollution Severity	6kV / 3	6kV / 3
Insulation Material Group / Gauge Pin Code (acc. IEC 60947-1)	1 / A3	1 / A3
Protection Class / Protection Conductor Type	IP20 / -	IP20 / -



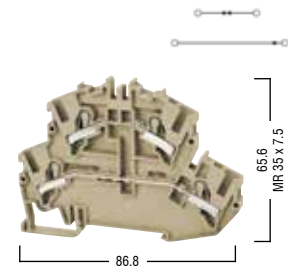







PFD2.5LD-24VDC Width 5mm	PFD2.5LD-220VAC Width 5mm	PFD2.5D Width 5mm	PFD2.5DR Width 5mm
24VDC / 24A / 2.5mm ²	220V~ / 24A / 2.5mm ²	500V~ / 0.5A / 2.5mm ² (1N4007)	500V~ / 0.5A / 2.5mm ² (1N4007)
24VDC / 24A / 2.5mm ²	220V~ / 24A / 2.5mm ²		
10mm	10mm	10mm	10mm
0.5 - 4mm ²	0.5 - 4mm ²	0.5 - 4mm ²	0.5 - 4mm ²
0.5 - 2.5mm ²	0.5 - 2.5mm ²	0.5 - 2.5mm ²	0.5 - 2.5mm ²
22.....12	22.....12	22.....12	22.....12
ES1	ES1	ES1	ES1
ES4 (screwless)	ES4 (screwless)	ES4 (screwless)	ES4 (screwless)
EPPFD	EPPFD	EPPFD	EPPFD
CCS2.5/2	CCS2.5/2	CCS2.5/2	CCS2.5/2
CCS2.5/3	CCS2.5/3	CCS2.5/3	CCS2.5/3
CCS2.5/4	CCS2.5/4	CCS2.5/4	CCS2.5/4
CCS2.5/10	CCS2.5/10	CCS2.5/10	CCS2.5/10
GMPPF2	GMPPF2	GMPPF2	GMPPF2
4mm ²	4mm ²	4mm ²	4mm ²
6kV / 3	6kV / 3	6kV / 3	6kV / 3
1 / A3	1 / A3	1 / A3	1 / A3
IP20 / -	IP20 / -	IP20 / -	IP20 / -




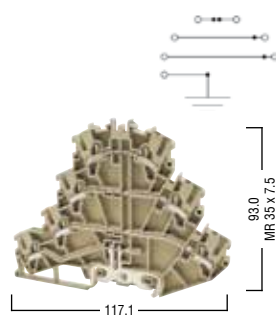
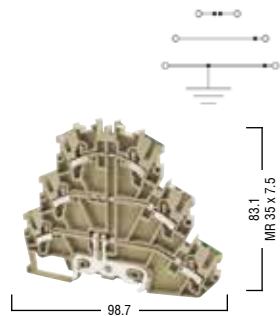
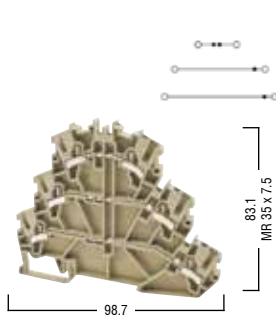
PFT Series

Multi-Level Push-Fit Terminals



PFD4		Width 6mm
Electrical Ratings		
Voltage / Current / Cross Section		500V~ / 32A / 4mm ²
UL		
Connection Data		
Insulation Stripping Length		10mm
Solid Strand		0.5 - 6mm ²
Fine Strand with Ferrule		0.5 - 4mm ²
AWG Conductor		22.....10
End Bracket		
		ES1 ES4 (screwless)
End Plate		
Polyamide 66 - Thickness 1.0mm		EPPFD4
		
Cross-Connection		
		CCS4/2
		CCS4/3
		CCS4/4
		CCS4/10
Group Marking		
		
Technical Data		
Max. Clamping Range		6mm ²
Rated Impulse Voltage / Pollution Severity		6kV / 3
Insulation Material Group / Gauge Pin Code (acc. IEC 60947-1)		1 / A4
Protection Class / Protection Conductor Type		IP20 / -












PFT3	Width 5mm	PFT2E	Width 5mm	PFT3E	Width 5mm
500V~ / 24A / 2.5mm ²		500V~ / 24A / 2.5mm ²		500V~ / 24A / 2.5mm ²	
10mm		10mm		10mm	
0.5 - 4mm ²		0.5 - 4mm ²		0.5 - 4mm ²	
0.5 - 2.5mm ²		0.5 - 2.5mm ²		0.5 - 2.5mm ²	
22.....12		22.....12		22.....12	
ES1		ES1		ES1	
ES4 (screwless)		ES4 (screwless)		ES4 (screwless)	
EPPFT3		EPPFT3		EPPFT3	
CCS2.5/2		CCS2.5/2		CCS2.5/2	
CCS2.5/3		CCS2.5/3		CCS2.5/3	
CCS2.5/4		CCS2.5/4		CCS2.5/4	
CCS2.5/10		CCS2.5/10		CCS2.5/10	
GMPF2		GMPF2		GMPF2	
GMPF3		GMPF3		GMPF3	
4mm ²		4mm ²		4mm ²	
6kV / 3		6kV / 3		6kV / 3	
1 / A3		1 / A3		1 / A3	
IP20 / -		IP20 / PE		IP20 / PE	


PFT 3S Series



Three Level Sensor Push-Fit Terminals




PFT3S Width 5mm

Electrical Ratings	
Voltage / Current / Cross Section	250V~ / 24A / 2.5mm ²
UL	300V~ / 20A / AWG 22-12
Connection Data	
Insulation Stripping Length	10mm
Solid Strand	0.5 - 4mm ²
Fine Strand with Ferrule	0.5 - 2.5mm ²
AWG Conductor	22.....12
End Bracket	
	ES1 ES4 (screwless)
End Plate	
Polyamide 66 - Thickness 1.5mm 	EPPFT3S
Cross-Connection	
	CCS2.5/2
	CCS2.5/3
	CCS2.5/4
	CCS2.5/10
Technical Data	
Max. Clamping Range	4mm ²
Rated Impulse Voltage / Pollution Severity	8kV / 3
Insulation Material Group / Gauge Pin Code (acc. IEC 60947-1)	1 / A3
Protection Class / Protection Conductor Type	IP20 / -



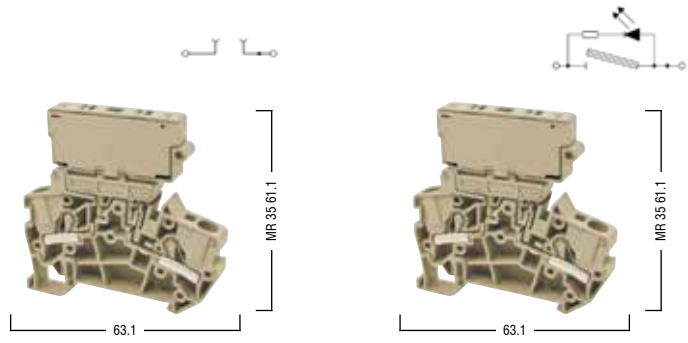




PFT3SLDN	Width 5mm	PFT3SLDP	Width 5mm
24VDC~ / 24A / 2.5mm ²		24VDC~ / 24A / 2.5mm ²	
10mm		10mm	
0.5 - 4mm ²		0.5 - 4mm ²	
0.5 - 2.5mm ²		0.5 - 2.5mm ²	
22.....12		22.....12	
ES1		ES1	
ES4 (screwless)		ES4 (screwless)	
EPPFT3S		EPPFT3	
CCS2.5/2		CCS2.5/2	
CCS2.5/3		CCS2.5/3	
CCS2.5/4		CCS2.5/4	
CCS2.5/10		CCS2.5/10	
4mm ²		4mm ²	
8kV / 3		8kV / 3	
1 / A3		1 / A3	
IP20 / -		IP20 / -	




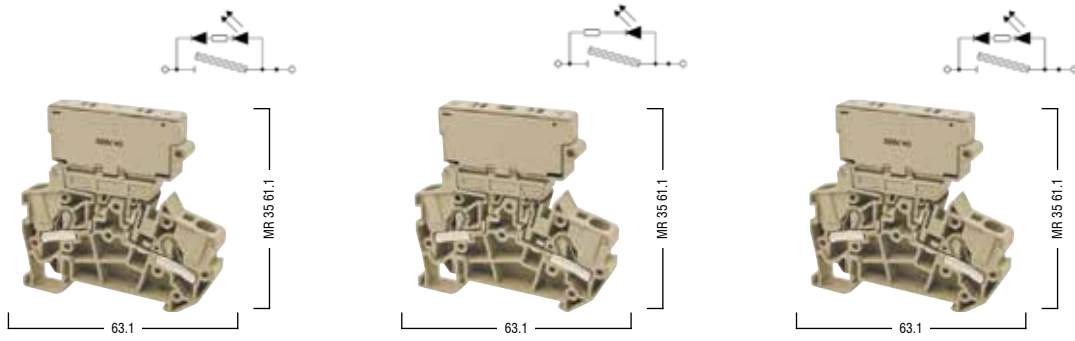
PFF Series

Fuse Push-Fit Terminals



	PFF4	PFF4LD520-24VDC
	Width 8mm	Width 8mm
Electrical Ratings		
Voltage / Current / Cross Section	500V~ / 10A / 4mm ²	24VDC / 10A / 4mm ²
UL		
Connection Data		
Insulation Stripping Length	10mm	10mm
Solid Strand	0.5 - 6mm ²	0.5 - 6mm ²
Fine Strand with Ferrule	0.5 - 4mm ²	0.5 - 4mm ²
AWG Conductor	22.....10	22.....10
End Bracket		
	ES1	ES1
	ES4 (screwless)	ES4 (screwless)
End Plate		
Polyamide 66 - Thickness 1.0mm	EPPFF4	EPPFF4
Cross-Connection		
	CCS6/2	CCS6/2
	CCS6/3	CCS6/3
	CCS6/4	CCS6/4
	CCS6/10	CCS6/10
Technical Data		
Max. Clamping Range / Fuse / Voltage	6mm ² / 5x20 / -	6mm ² / 5x20 / 24V DC
Rated Impulse Voltage / Pollution Severity	6kV / 3	6kV / 3
Insulation Material Group / Gauge Pin Code (acc. IEC 60947-1)	1 / A4	1 / A4
Protection Class / Protection Conductor Type	IP20 / -	IP20 / -



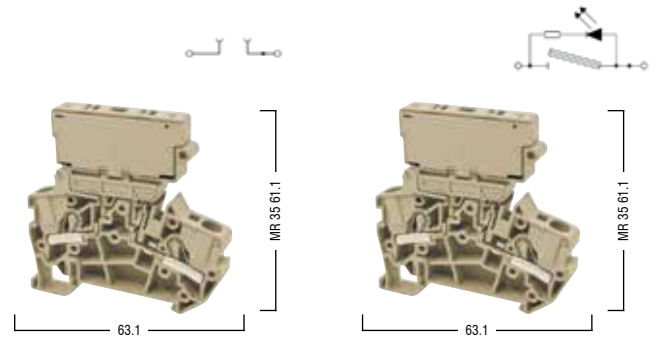






PFF4LD520-220VAC Width 8mm	PFF4LD525-24VDC Width 8mm	PFF4LD525-220VAC Width 8mm
220V~ / 10A / 4mm ²	24VDC / 10A / 4mm ²	220V~ / 10A / 4mm ²
10mm	10mm	10mm
0.5 - 4mm ²	0.5 - 6mm ²	0.5 - 6mm ²
0.5 - 2.5mm ²	0.5 - 4mm ²	0.5 - 4mm ²
22.....10	22.....10	22.....10
ES1	ES1	ES1
ES4 (screwless)	ES4 (screwless)	ES4 (screwless)
EPPFF4	EPPFF4	EPPFF4
CCS6/2	CCS6/2	CCS6/2
CCS6/3	CCS6/3	CCS6/3
CCS6/4	CCS6/4	CCS6/4
CCS6/10	CCS6/10	CCS6/10
6mm ² / 5x20 / 220V AC	6mm ² / 5x25 / 24V DC	6mm ² / 5x25 / 220V AC
6kV / 3	6kV / 3	6kV / 3
1 / A4	1 / A4	1 / A4
IP20 / -	IP20 / -	IP20 / -



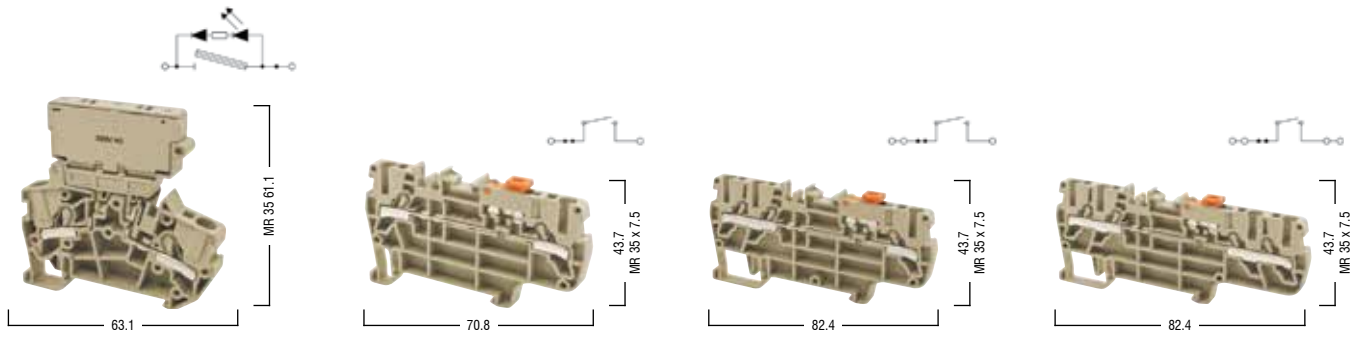
PFF & PFTD Series

Fuse & Disconnect Push-Fit Terminals




	PFF3	PFF3LD-24VDC
	Width 8mm	Width 8mm
Electrical Ratings		
Voltage / Current / Cross Section	500V~ / 10A / 4mm ²	24VDC / 10A / 4mm ²
UL		
Connection Data		
Insulation Stripping Length	10mm	10mm
Solid Strand	0.5 - 6mm ²	0.5 - 6mm ²
Fine Strand with Ferrule	0.5 - 4mm ²	0.5 - 4mm ²
AWG Conductor	22.....10	22.....10
End Bracket		
	ES1	ES1
	ES4 (screwless)	ES4 (screwless)
End Plate		
Polyamide 66 - Thickness 1.0mm	EPPFF4	EPPFF4
		
Cross-Connection		
	CCS6/2	CCS6/2
	CCS6/3	CCS6/3
	CCS6/4	CCS6/4
	CCS6/10	CCS6/10
Test Plug		
	PFT	PFT
Technical Data		
Max. Clamping Range / Fuse / Voltage	6mm ² / 6.35x32 / -	6mm ² / 6.35x32 / 24V DC
Rated Impulse Voltage / Pollution Severity	6kV / 3	6kV / 3
Insulation Material Group / Gauge Pin Code (acc. IEC 60947-1)	1 / A4	1 / A4
Protection Class / Protection Conductor Type	IP20 / -	IP20 / -








PFF3LD-220VAC	Width 8mm	PFTD2.5	Width 5mm	PFTD2.52	Width 5mm	PFTD2.54	Width 5mm
220V~ / 10A / 4mm ²		400V~ / 20A / 2.5mm ²		400V~ / 16A / 2.5mm ²		400V~ / 16A / 2.5mm ²	
		300V~ / 16A / AWG 22-12				300V~ / 10A / AWG 22-12	
10mm		10mm		10mm		10mm	
0.5 - 6mm ²		0.5 - 4mm ²		0.5 - 4mm ²		0.5 - 4mm ²	
0.5 - 4mm ²		0.5 - 2.5mm ²		0.5 - 2.5mm ²		0.5 - 2.5mm ²	
22.....10		22.....12		22.....12		22.....12	
ES1		ES1		ES1		ES1	
ES4 (screwless)		ES4 (screwless)		ES4 (screwless)		ES4 (screwless)	
EPPFF4		EPPFTD		EPPFTD		EPPFTD	
CCS6/2		CCS2.5/2		CCS2.5/2		CCS2.5/2	
CCS6/3		CCS2.5/3		CCS2.5/3		CCS2.5/3	
CCS6/4		CCS2.5/4		CCS2.5/4		CCS2.5/4	
CCS6/10		CCS2.5/10		CCS2.5/10		CCS2.5/10	
PFT		PFT		PFT		PFT	
6mm ² / 6.35x32 / 220V AC		4mm ² / - / -		4mm ² / - / -		4mm ² / - / -	
6kV / 3		4kV / 3		4kV / 3		4kV / 3	
1 / A4		1 / A3		1 / A3		1 / A3	
IP20 / -		IP20 / -		IP20 / -		IP20 / -	






PFD Series


Multi-Input / Output Push-Fit Terminals



PFD1.5C		Width 4.2mm
Electrical Ratings		
Voltage / Current / Cross Section	24VDC / 10A / 4mm ²	
UL		
Connection Data		
Insulation Stripping Length	10mm	
Solid Strand	0.5 - 6mm ²	
Fine Strand with Ferrule	0.5 - 4mm ²	
AWG Conductor	22.....10	
End Bracket		
	ES1	
	ES4 (screwless)	
End Plate		
Polyamide 66 - Thickness 1.0mm		EPPFD1.5C
Cross-Connection		
	CCS1.5/2	
	CCS1.5/3	
	CCS1.5/4	
	CCS1.5/10	
Test Plug		
	PFT	
Technical Data		
Max. Clamping Range	2.5mm ²	
Rated Impulse Voltage / Pollution Severity	8kV / 3	
Insulation Material Group / Gauge Pin Code (acc. IEC 60947-1)	1 / A3	
Protection Class / Protection Conductor Type	IP20 / -	

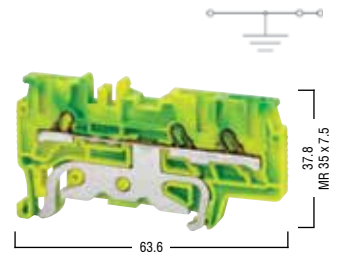




PFD2.5E	Width 5mm	PFD2.5C	Width 5mm	PFD4E	Width 6mm
800V~ / 24A / 2.5mm ²		800V~ / 24A / 2.5mm ²		800V~ / 32A / 4mm ²	
600V~ / 20A / AWG 22-12		600V~ / 20A / AWG 22-12		600V~ / 30A / AWG 22-10	
10mm		10mm		10mm	
0.5 - 4mm ²		0.5 - 4mm ²		0.5 - 6mm ²	
0.5 - 2.5mm ²		0.5 - 2.5mm ²		0.5 - 4mm ²	
22.....12		22.....12		22.....10	
ES1		ES1		ES1	
ES4 (screwless)		ES4 (screwless)		ES4 (screwless)	
EPPFD2.5E		EPPFD2.5C		EPPFD4E	
CCS2.5/2		CCS2.5/2		CCS4/2	
CCS2.5/3		CCS2.5/3		CCS4/3	
CCS2.5/4		CCS2.5/4		CCS4/4	
CCS2.5/10		CCS2.5/10		CCS4/10	
PFT		PFT		PFT	
4mm ²		4mm ²		6mm ²	
8kV / 3		8kV / 3		8kV / 3	
1 / A3		1 / A3		1 / A4	
IP20 / -		IP20 / -		IP20 / -	





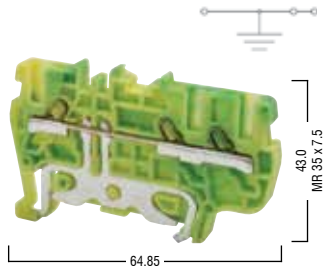
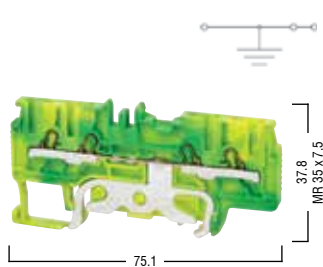
PFDPE Series

Multi-Input / Output Push-Fit Earth Terminals




Electrical Ratings	
Voltage / Current / Cross Section	-V~ / -A / 1.5mm ²
UL	
Connection Data	
Insulation Stripping Length	10mm
Solid Strand	0.5 - 2.5mm ²
Fine Strand with Ferrule	0.5 - 1.5mm ²
AWG Conductor	22.....14
End Bracket	
	ES1 ES4 (screwless)
End Plate	
Polyamide 66 - Thickness 1.5mm	 EPPFD1.5PE
Technical Data	
Max. Clamping Range	2.5mm ²
Rated Impulse Voltage / Pollution Severity	8kV / 3
Insulation Material Group / Gauge Pin Code (acc. IEC 60947-1)	1 / A3
Protection Class / Protection Conductor Type	IP20 / PE






PFD1.5CPE	Width 4.2mm	PFD2.5PE	Width 5mm	PFD2.5CPE	Width 5mm
-V~ / -A / 1.5mm ²		-V~ / -A / 2.5mm ²		-V~ / -A / 2.5mm ²	
		600V~ / -A / AWG 22-12		600V~ / -A / AWG 22-12	
10mm		10mm		10mm	
0.5 - 2.5mm ²		0.5 - 4mm ²		0.5 - 4mm ²	
0.5 - 1.5mm ²		0.5 - 2.5mm ²		0.5 - 2.5mm ²	
22.....14		22.....12		22.....12	
ES1		ES1		ES1	
ES4 (screwless)		ES4 (screwless)		ES4 (screwless)	
EPPFD1.5CPE		EPPFD2.5PE		EPPFD2.5CPE	
2.5mm ²		4mm ²		4mm ²	
8kV / 3		8kV / 3		8kV / 3	
1 / A3		1 / A3		1 / A3	
IP20 / PE		IP20 / PE		IP20 / PE	

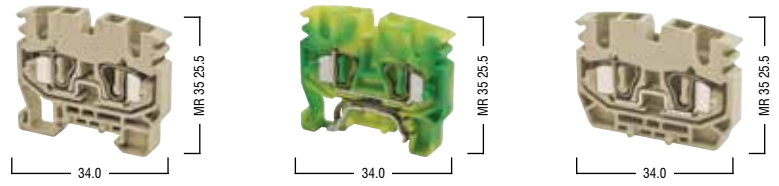


Spring Clamp Terminals



SC Series


Mini Spring Clamp Terminals











	SCM2.5 Width 5mm	SCPEM2.5 Width 5mm	SCSM2.5 Width 5mm
Electrical Ratings			
Voltage / Current / Cross Section	750V~ / 24A / 2.5mm ²	-V~ / -A / 2.5mm ²	750V~ / 24A / 2.5mm ²
UL	600V~ / 20A / AWG 22-12	-V~ / -A / AWG 22-12	600V~ / 20A / AWG 22-12
Connection Data			
Insulation Stripping Length	10mm	10mm	10mm
Solid Strand	0.5 - 4mm ²	0.5 - 4mm ²	0.5 - 4mm ²
Fine Strand with Ferrule	0.5 - 2.5mm ²	0.5 - 2.5mm ²	0.5 - 2.5mm ²
AWG Conductor	22.....12	22.....12	22.....12
End Bracket			
	ES1	ES1	ES1
End Plate			
Polyamide 66 - Thickness 2-4mm 	EPPF1.5-2.5	EPPF1.5-2.5	EPPF4
Small Partition			
Small Partition	SP1	SP1	SP1
Large Partition	SP2.5-10	SP2.5-10	SP2.5-10
Cross Connection			
	CCS2.5/2		CCS2.5/2
	CCS2.5/3		CCS2.5/3
	CCS2.5/4		CCS2.5/4
	CCS2.5/10		CCS2.5/10
Test Plug-Soc			
	TF4	TF4	TF4
	TSK4	TSK4	TSK4
	TSK7	TSK7	TSK7
Group Marking			
	GM	GM	GM
Alternative Models			SCTP2.5 (Through Panel)
			
			SCSM2.5D (Double Width 8mm)
			




SC Series

Spring Clamp Terminals



Electrical Ratings	
Voltage / Current / Cross Section	750V~ / 24A / 2.5mm ²
UL	800V~ / 20A / AWG 22-12
Connection Data	
Insulation Stripping Length / Torque	10mm / ...
Solid Strand	0.5 - 2.5mm ²
Fine Strand, with Ferrule	0.5 - 2.5mm ²
AWG Conductor	22.....12
End Bracket	
	ES4 (screwless)
End Plate	
Polyamide 66 - Thickness 2.0mm	 EPS2.5
Cross Connection	
	CCS2.5/2
	CCS2.5/3
	CCS2.5/4
	CCS2.5/10
Test Plug	
	TF2
Group Marking	
	GM

SC2.5 Width 5mm







SC4	Width 6mm	SC6	Width 8mm	SC10	Width 10mm
750V~ / 32A / 4mm ²		750V~ / 41A / 6mm ²		750V~ / 57A / 10mm ²	
600V~ / 26A / AWG 22-10		600V~ / 35A / AWG 22-8		600V~ / 55A / AWG 20-6	
12mm / ...		12mm / ...		13mm / ...	
0.5 - 4mm ²		0.5 - 6mm ²		0.5 - 10mm ²	
0.5 - 4mm ²		0.5 - 6mm ²		0.5 - 10mm ²	
22.....10		22.....8		20.....6	
ES4 (screwless)		ES4 (screwless)		ES4 (screwless)	
EPS4		EPS6		EPS10	
CCS4/2		CCS6/2		CCS10/2	
CCS4/3		CCS6/3		CCS10/3	
CCS4/4		CCS6/4		CCS10/4	
CCS4/10		CCS6/10		CCS10/10	
TF2		TF2		TF2	
GM		GM		GM	




SC Series


Spring Clamp Earth Terminals



SCPE2.5		Width 5mm
Electrical Ratings		
Voltage / Current / Cross Section	-V~ / -A / 2.5mm ²	
UL	-V~ / -A / AWG 22-12	
Connection Data		
Insulation Stripping Length / Torque	10mm / ...	
Solid Strand	0.5 - 4mm ²	
Fine Strand, with Ferrule	0.5 - 2.5mm ²	
AWG Conductor	22.....12	
End Bracket		
	ES4 (screwless)	
End Plate		
Polyamide 66 - Thickness 2.0mm		EPPE2.5
Group Marking		
	GM	




SCPE4	Width 6mm	SCPE6	Width 8mm	SCPE10	Width 10mm
-V~ / -A / 4mm ²		-V~ / -A / 6mm ²		-V~ / -A / 10mm ²	
-V~ / -A / AWG 22-10		-V~ / -A / AWG 22-8		-V~ / -A / AWG 20-6	
12mm / ...		13mm / ...		13mm / ...	
0.5 - 6mm ²		0.5 - 10mm ²		0.5 - 16mm ²	
0.5 - 4mm ²		0.5 - 6mm ²		0.5 - 10mm ²	
22.....10		22.....8		20.....6	
ES4 (screwless)		ES4 (screwless)		ES4 (screwless)	
EPPE4		EPPE6		EPPE10	
GM		GM		GM	












SCS Series

Spring Clamp Terminals for PCB Connections







SCS2.5 Width 5.05mm

Electrical Ratings	
Voltage / Current / Cross Section	250V~ / 10A / 2.5mm ²
VDE	
UL/cUL	300V~ / 10A / AWG 22-12
Connection Data	
Insulation Stripping Length / Torque	10mm / ...
Solid Strand	0.5 - 4mm ²
Fine Strand, with Ferrule	0.5 - 2.5mm ²
AWG Conductor	22.....12
Ordering Data	
Type	
End Bracket	
For MR 32 & MR 35	ES4
	
End Plate Partition	
Polyamide 66 - Thickness 2.0mm	EPSC2.5
	
Cross-Connection	
	CCS2.5/2
	CCS2.5/3
	CCS2.5/4
	CCS2.5/10
Insulation Plug	
Polyamide 66	SCS2.5IP
	
Group Marking	
	GM
	
PCB Terminals Blocks	
	21.950m/2-E
	21.950m/3-E
	21.950m/4-E
	21.950m/5-E
	21.950m/6-E
	21.950m/9-E
	21.950m/12-E



SEE BELOW FOR
ORDERING INFO


SEE BELOW FOR
ORDERING INFO








SCS2.5E	Width 5.05mm	SCS2.5L	Width 5.05mm	SCS2.5EL	Width 5.05mm	SCS2.5N	Width 5.05mm
250V~ / 10A / 2.5mm ²		-V~ / 10A / 2.5mm ²		-V~ / 10A / 2.5mm ²		250V~ / 10A / 2.5mm ²	
300V~ / 10A / AWG 22-12		-V~ / 10A / AWG 22-12		-V~ / 10A / AWG 22-12		300V~ / 10A / AWG 22-12	
10mm / ...		10mm / ...		10mm / ...		10mm / ...	
0.5 - 4mm ²		0.5 - 4mm ²		0.5 - 4mm ²		0.5 - 4mm ²	
0.5 - 2.5mm ²		0.5 - 2.5mm ²		0.5 - 2.5mm ²		0.5 - 2.5mm ²	
22.....12		22.....12		22.....12		22.....12	
Type		Type	Voltage AC	Type	Voltage AC		
		SCS2.5L24VDC	(24 VDC)	SCS2.5EL24VDC	(24 VDC)		
		SCS2.5L110VAC	(110 VAC)	SCS2.5EL110VAC	(110 VAC)		
		SCS2.5L220VAC	(220 VAC)	SCS2.5EL220VAC	(220 VAC)		
ES4		ES4		ES4		ES4	
EPSC2.5		EPSC2.5		EPSC2.5		EPSC2.5	
CCS2.5/2		CCS2.5/2		CCS2.5/2		CCS2.5/2	
CCS2.5/3		CCS2.5/3		CCS2.5/3		CCS2.5/3	
CCS2.5/4		CCS2.5/4		CCS2.5/4		CCS2.5/4	
CCS2.5/10		CCS2.5/10		CCS2.5/10		CCS2.5/10	
SCS2.5IP		SCS2.5IP		SCS2.5IP		SCS2.5IP	
GM		GM		GM		GM	
21.950m/2-E		21.950m/2-E		21.950m/2-E		21.950m/2-E	
21.950m/3-E		21.950m/3-E		21.950m/3-E		21.950m/3-E	
21.950m/4-E		21.950m/4-E		21.950m/4-E		21.950m/4-E	
21.950m/5-E		21.950m/5-E		21.950m/5-E		21.950m/5-E	
21.950m/6-E		21.950m/6-E		21.950m/6-E		21.950m/6-E	
21.950m/9-E		21.950m/9-E		21.950m/9-E		21.950m/9-E	
21.950m/12-E		21.950m/12-E		21.950m/12-E		21.950m/12-E	


SCD 2.5 Series

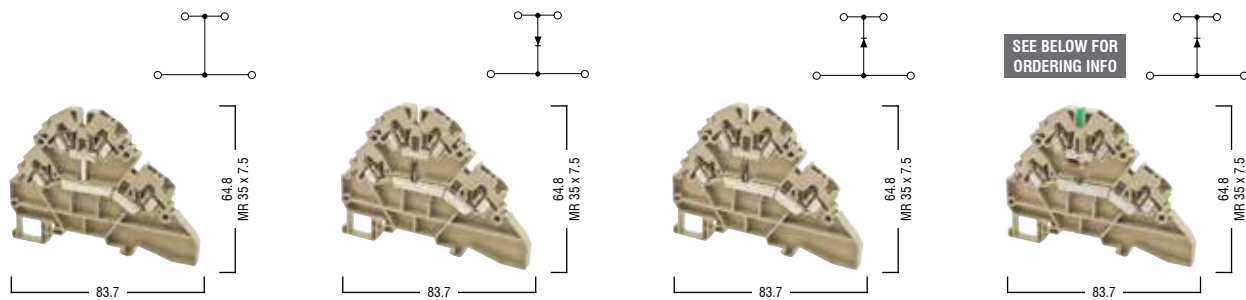
Double Deck Spring Clamp Terminals



SCD2.5 Width 5mm

Electrical Ratings	
Voltage / Current / Cross Section	500V~ / 24A / 2.5mm ²
VDE	
UL/cUL	600V~ / 20A / AWG 22-12
Connection Data	
Insulation Stripping Length / Torque	10mm / ...
Solid Strand	0.5 - 4mm ²
Fine Strand, with Ferrule	0.5 - 2.5mm ²
AWG Conductor	22.....12
Ordering Data	
Electical Ratings	
Diode Reverse Voltage	
Diode Current	
Diode	
End Bracket	
For MR 32 & MR 35	 ES4
End Plate Partition	
Polyamide 66 - Thickness 1.2mm	 EPSCD2.5
Cross-Connection	
	 CCS2.5/2 CCS2.5/3 CCS2.5/4 CCS2.5/10
Test Plug	
	 TF2
Group Marking	
	 GM



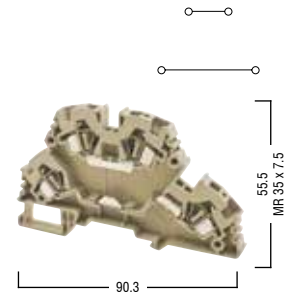


SEE BELOW FOR ORDERING INFO









SCD2.5V	Width 5mm	SCD2.5D	Width 5mm	SCD2.5DR	Width 5mm	SCD2.5LD	Width 5mm
500V~ / 24A / 2.5mm ²		500V~ / 0.5A / 2.5mm ²		500V~ / 0.5A / 2.5mm ²		-V~ / 24A / 2.5mm ²	
10mm / ...		10mm / ...		10mm / ...		10mm / ...	
0.5 - 4mm ²		0.5 - 4mm ²		0.5 - 4mm ²		0.5 - 4mm ²	
0.5 - 2.5mm ²		0.5 - 2.5mm ²		0.5 - 2.5mm ²		0.5 - 2.5mm ²	
22.....12		22.....12		22.....12		22.....12	
						Type	Voltage AC
						SCD2.5LD24VAC	(24 VAC)
						SCD2.5LD24VDC	(24 VDC)
						SCD2.5LD48VAC	(48 VAC)
						SCD2.5LD48VDC	(48 VDC)
						SCD2.5LD110VAC	(110 VAC)
						SCD2.5LD110VDC	(110 VDC)
						SCD2.5LD220VAC	(220 VAC)
						SCD2.5LD220VDC	(220 VDC)
		1000V		1000V			
		1A		1A			
		1 N 4007		1 N 4007			
ES4		ES4		ES4		ES4	
EPSCD2.5		EPSC2.5		EPSC2.5		EPSC2.5	
CCS2.5/2		CCS2.5/2		CCS2.5/2		CCS2.5/2	
CCS2.5/3		CCS2.5/3		CCS2.5/3		CCS2.5/3	
CCS2.5/4		CCS2.5/4		CCS2.5/4		CCS2.5/4	
CCS2.5/10		CCS2.5/10		CCS2.5/10		CCS2.5/10	
TF2		TF2		TF2		TF2	
GM		GM		GM		GM	

SCD 4 Series

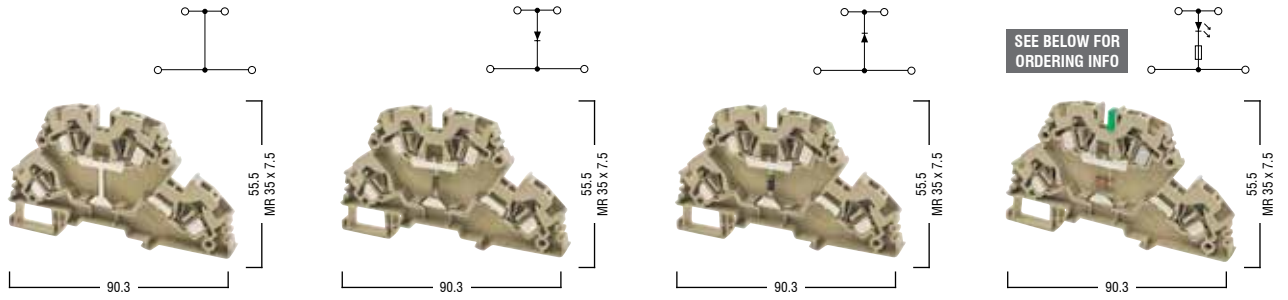
Double Deck Spring Clamp Terminals



SCD4 Width 6mm

Electrical Ratings	
Voltage / Current / Cross Section	750V~ / 32A / 4mm ²
VDE	
UL/cUL	600V~ / 26A / AWG 22-10
Connection Data	
Insulation Stripping Length / Torque	12mm / ...
Solid Strand	0.5 - 6mm ²
Fine Strand, with Ferrule	0.5 - 4mm ²
AWG Conductor	22.....10
Ordering Data	
Electical Ratings	
Diode Reverse Voltage	
Diode Current	
Diode	
End Bracket	
For MR 32 & MR 35	 ES4
End Plate Partition	
Polyamide 66 - Thickness 1.2mm	 EPSCD4
Cross-Connection	
	CCS4/2
	CCS4/3
	CCS4/4
	CCS4/10
Test Plug	
	TF2
Group Marking	
	GM

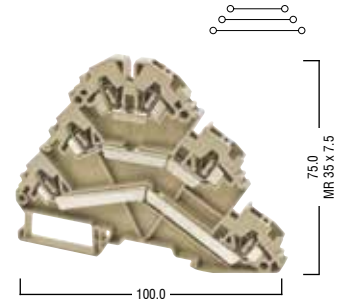












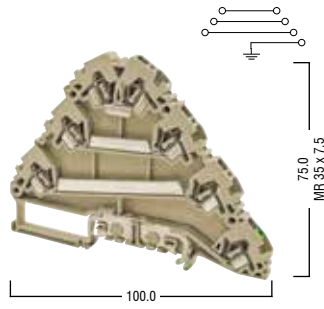
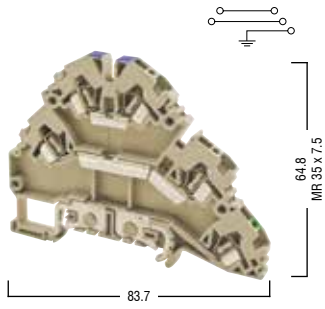
SCD4V	Width 6mm	SCD4D	Width 6mm	SCD4DR	Width 6mm	SCD4LD	Width 6mm
750V~ / 32A / 4mm ²		750V~ / 0.5A / 4mm ²		750V~ / 0.5A / 4mm ²		-V~ / 32A / 4mm ²	
						-V~ / 26A / AWG 22-10	
12mm / ...		12mm / ...		12mm / ...		12mm / ...	
0.5 - 6mm ²		0.5 - 6mm ²		0.5 - 6mm ²		0.5 - 6mm ²	
0.5 - 4mm ²		0.5 - 4mm ²		0.5 - 4mm ²		0.5 - 4mm ²	
22.....10		22.....10		22.....10		22.....10	
						Type	Voltage AC
						SCD4LD24VAC	(24 VAC)
						SCD4LD24VDC	(24 VDC)
						SCD4LD48VAC	(48 VAC)
						SCD4LD48VDC	(48 VDC)
						SCD4LD110VAC	(110 VAC)
						SCD4LD110VDC	(110 VDC)
						SCD4LD220VAC	(220 VAC)
						SCD4LD220VDC	(220 VDC)
		1000V		1000V			
		1A		1A			
		1 N 4007		1 N 4007			
ES4		ES4		ES4		ES4	
EPSCD4		EPSC4		EPSC4		EPSC4	
CCS4/2		CCS4/2		CCS4/2		CCS4/2	
CCS4/3		CCS4/3		CCS4/3		CCS4/3	
CCS4/4		CCS4/4		CCS4/4		CCS4/4	
CCS4/10		CCS4/10		CCS4/10		CCS4/10	
TF2		TF2		TF2		TF2	
GM		GM		GM		GM	

SCT Series

Multi-Level Spring Clamp Terminals



SCT3		Width 5mm
Electrical Ratings		
Voltage / Current / Cross Section	500V~ / 24A / 2.5mm ²	
UL / cUL	600V~ / 20A / AWG 22-12	
Connection Data		
Insulation Stripping Length / Torque	10mm / ...	
Solid Strand	0.5 - 4mm ²	
Fine Strand, with Ferrule	0.5 - 2.5mm ²	
AWG Conductor	22.....12	
End Bracket		
	ES4 (screwless)	
End Plate / Partition		
Polyamide 66 - Thickness 1.2mm	 EPSCT3	
Cross-Connection		
	CCS2.5/2	
	CCS2.5/3	
	CCS2.5/4	
	CCS2.5/10	
Test Plug		
	TF2	
Group Marking		
	GM	

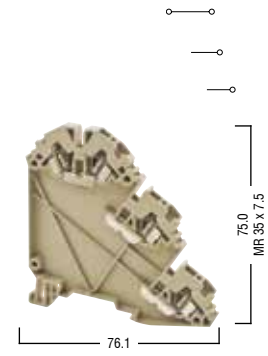









SCPT2E	Width 5mm	SCT3E	Width 5mm
500V~ / 24A / 2.5mm ²		500V~ / 24A / 2.5mm ²	
600V~ / 20A / AWG 22-12		600V~ / 20A / AWG 22-12	
10mm / ...		10mm / ...	
0.5 - 4mm ²		0.5 - 4mm ²	
0.5 - 2.5mm ²		0.5 - 2.5mm ²	
22.....12		22.....12	
ES4 (screwless)		ES4 (screwless)	
EPSCD2.5		EPSCD2.5	
CCS2.5/2		CCS2.5/2	
CCS2.5/3		CCS2.5/3	
CCS2.5/4		CCS2.5/4	
CCS2.5/10		CCS2.5/10	
TF2		TF2	
GM		GM	




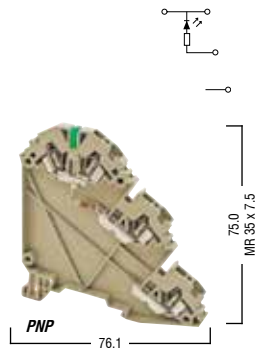
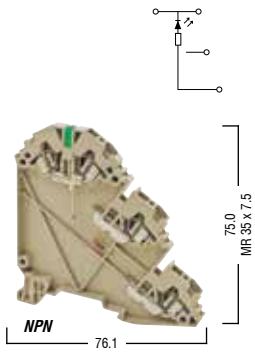
SCT3 Series

Three-Level Spring Clamp Sensor Terminals



SCT3S		Width 5mm
Electrical Ratings		
Voltage / Current / Cross Section		500V~ / 24A / 2.5mm ²
UL / cUL		
Connection Data		
Insulation Stripping Length / Torque		10mm / ...
Solid Strand		0.5 - 4mm ²
Fine Strand, with Ferrule		0.5 - 2.5mm ²
AWG Conductor		22.....12
End Bracket		
		ES4 (screwless)
End Plate / Partition		
Polyamide 66 - Thickness 1.2mm		EPSCT3S
Cross-Connection		
		CCS2.5/2
		CCS2.5/3
		CCS2.5/4
		CCS2.5/10
Test Plug		
		TF2
Group Marking		
		GM





SCPT2E	Width 5mm	SCT3E	Width 5mm
500V~ / 24A / 2.5mm ²		500V~ / 24A / 2.5mm ²	
600V~ / 20A / AWG 22-12		600V~ / 20A / AWG 22-12	
10mm / ...		10mm / ...	
0.5 - 4mm ²		0.5 - 4mm ²	
0.5 - 2.5mm ²		0.5 - 2.5mm ²	
22.....12		22.....12	
ES4 (screwless)		ES4 (screwless)	
EPSCD2.5		EPSCD2.5	
CCS2.5/2		CCS2.5/2	
CCS2.5/3		CCS2.5/3	
CCS2.5/4		CCS2.5/4	
CCS2.5/10		CCS2.5/10	
TF2		TF2	
GM		GM	









SCF Series

Fuse & Disconnect Spring Clamp Terminals






SEE BELOW FOR ORDERING INFO





	SCF3	Width 8mm	SCF3LD	Width 8mm
Electrical Ratings				
Voltage / Current / Cross Section	500V~ / 10A / 4mm ²		-V~ / 10A / 4mm ²	
VDE				
UL/cUL	600V~ / 10A / AWG 22-10			
Connection Data				
Insulation Stripping Length / Torque	12mm / ...		12mm / ...	
Solid Strand	0.5 - 6mm ²		0.5 - 6mm ²	
Fine Strand, with Ferrule	0.5 - 4mm ²		0.5 - 4mm ²	
AWG Conductor	22.....10		22.....10	
Ordering Data				
			Type	Voltage
			SCF3LD24VAC	(24 VAC)
			SCF3LD24VDC	(24 VDC)
			SCF3LD48VAC	(48 VAC)
			SCF3LD48VDC	(48 VDC)
			SCF3LD110VAC	(110 VAC)
			SCF3LD110VDC	(110 VDC)
			SCF3LD220VAC	(220 VAC)
			SCF3LD220VDC	(220 VDC)
End Bracket				
For MR 32 & MR 35		ES4	ES4	
End Plate Partition				
Polyamide 66 - Thickness 1.2mm		EPSCF3	EPSCF3	
Cross-Connection				
		CCS6/2	CCS6/2	
		CCS6/3	CCS6/3	
		CCS6/4	CCS6/4	
		CCS6/10	CCS6/10	
Group Marking				
		GM	GM	






SEE BELOW FOR ORDERING INFO









SFTD3	Width 8mm	SFTD4	Width 8mm	SCF4D	Width 8mm	SCF4LD	Width 8mm	SCTD4	Width 5mm
500V~ / 10A / 4mm ²		500V~ / 10A / 2.5mm ²		500V~ / 10A / 4mm ²		-V~ / 10A / 4mm ²		750V~ / 16A / 2.5mm ²	
								600V~ / 10A / AWG 22-10	
12mm / ...		12mm / ...		12mm / ...		12mm / ...		10mm / ...	
0.5 - 6mm ²		0.5 - 6mm ²		0.5 - 6mm ²		0.5 - 6mm ²		0.5 - 4mm ²	
0.5 - 4mm ²		0.5 - 4mm ²		0.5 - 4mm ²		0.5 - 4mm ²		0.5 - 2.5mm ²	
22.....10		22.....10		22.....10		22.....10		22.....12	
						Type	Voltage		
						SCF4LD24VAC	(24 VAC)		
						SCF4LD24VDC	(24 VDC)		
						SCF4LD48VAC	(48 VAC)		
						SCF4LD48VDC	(48 VDC)		
						SCF4LD110VAC	(110 VAC)		
						SCF4LD110VDC	(110 VDC)		
						SCF4LD220VAC	(220 VAC)		
						SCF4LD220VDC	(220 VDC)		
ES4		ES4		ES4		ES4		ES4	
EPSCF3		EPSCF3		EPSCF3		EPSCF3		EPSCF3	
CCS6/2		CCS6/2		CCS6/2		CCS6/2		CCC2.5/2	
CCS6/3		CCS6/3		CCS6/3		CCS6/3		CCS2.5/3	
CCS6/4		CCS6/4		CCS6/4		CCS6/4		CCS2.5/4	
CCS6/10		CCS6/10		CCS6/10		CCS6/10		CCS2.5/10	
GM		GM		GM		GM		GM	





SCD Series

Multi-Input / Output Spring Clamp Terminals



	SCD2.5E <small>Width 5mm</small>	SCD2.5C <small>Width 5mm</small>
Electrical Ratings		
Voltage / Current / Cross Section	750V~ / 24A / 2.5mm ²	750V~ / 24A / 2.5mm ²
VDE		
UL/cUL	600V~ / 20A / AWG 22-12	600V~ / 20A / AWG 22-12
Connection Data		
Insulation Stripping Length / Torque	10mm / ...	10mm / ...
Solid Strand	0.5 - 4mm ²	0.5 - 4mm ²
Fine Strand, with Ferrule	0.5 - 2.5mm ²	0.5 - 2.5mm ²
AWG Conductor	22.....12	22.....12
Ordering Data		
Electrical Ratings		
Diode Reverse Voltage		
Diode Current		
Diode		
End Bracket		
For MR 32 & MR 35	 ES4	ES4
End Plate Partition		
Polyamide 66 - Thickness 2.0mm	 EPSCE	EPSCC
Cross-Connection		
	CCS2.5/2	CCS2.5/2
	CCS2.5/3	CCS2.5/3
	CCS2.5/4	CCS2.5/4
	CCS2.5/10	CCS2.5/10
Test Plug		
	TF2	TF2
Group Marking		
	GM	GM

SEE BELOW FOR ORDERING INFO



SCD2.5CS	Width 5mm	SCD2.5CD	Width 5mm	SCD2.5CLD	Width 5mm	SCD2.5PE	Width 5mm
750V~ / 24A / 2.5mm ²		750V~ / 0.5A / 2.5mm ²		-V~ / 24A / 2.5mm ²		-V~ / -A / 2.5mm ²	
				-V~ / 20A / AWG 22-12		-V~ / -A / AWG 22-12	
10mm / ...		10mm / ...		10mm / ...		10mm / ...	
0.5 - 4mm ²		0.5 - 4mm ²		0.5 - 4mm ²		0.5 - 4mm ²	
0.5 - 2.5mm ²		0.5 - 2.5mm ²		0.5 - 2.5mm ²		0.5 - 2.5mm ²	
22.....12		22.....12		22.....12		22.....12	
				Type	Voltage		
				SCD2.5CLD24VAC	(24 VAC)		
				SCD2.5CLD24VDC	(24 VDC)		
				SCD2.5CLD48VAC	(48 VAC)		
				SCD2.5CLD48VDC	(48 VDC)		
				SCD2.5CLD110VAC	(110 VAC)		
				SCD2.5CLD110VDC	(110 VDC)		
				SCD2.5CLD220VAC	(220 VAC)		
				SCD2.5CLD220VDC	(220 VDC)		
		1000V					
		1A					
		1 N 4007					
ES4		ES4		ES4		ES4	
EPSCC		EPSCC		EPSCC		EPSCCT	
CCS2.5/2							
CCS2.5/3							
CCS2.5/4							
CCS2.5/10							
TF2		TF2		TF2		TF2	
GM		GM		GM		GM	

DIN Rails

Mounting Rails, Brackets & Assembly



	DINRAIL1M-UNSLLOT	DINRAIL1M-SLOT	DINRAIL2M-UNSLLOT
General Features			
Unit Length (m)	1	1	2
Description	Non-Slotted	Slotted	Non-Slotted
Specification	Electrolytic Zinc-Coated	Electrolytic Zinc-Coated	Electrolytic Zinc-Coated

	DINRAIL2MG-UNSLLOT	DINRAIL2MG-SLOT
General Features		
Unit Length (m)	2	2
Description	Non-Slotted	Slotted
Specification	Galvanized	Galvanized

Flexible Solutions For Customer Applications

IMO Precision Controls are able to offer pre-assembled rail assemblies, built to customers' exact specifications.

IMO Assembly Division

To satisfy an ever-growing trend in the market, IMO have established an Assembly Division to provide solutions to customer requirements for components pre-assembled onto mounting rails, or into enclosures.

IMO are in a position to offer customised solutions which can also include many other control components such as Contactors, Relays, Timers, Miniature Circuit Breakers, etc.

Whatever your requirement, from a simple, single rail to a complex solutions, contact IMO for help and assistance.





TS35x7.5DINRAIL


2

Slotted


Electrolytic Zinc-Coated



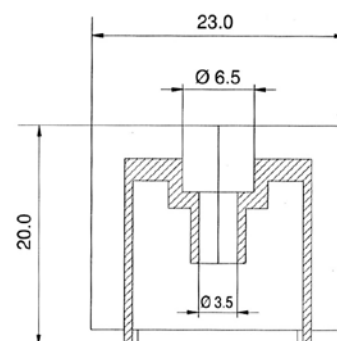
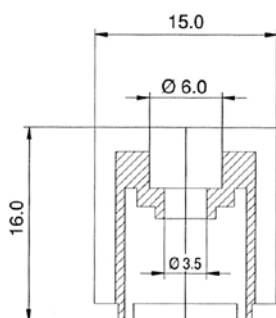
DINBRACKET M5/M6



Terminal Strips

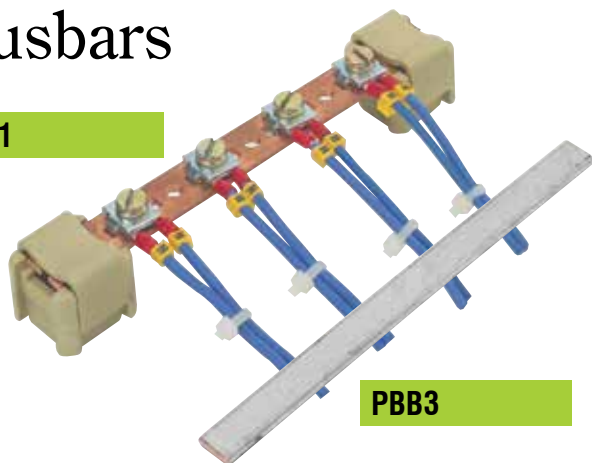


	TS1	TS2
Electrical Ratings		
Voltage / Current / Cross Section	380V~ / 25A / 2.5mm ²	600V~ / 47A / 6mm ²
VDE (IEC 60998-1, IEC 60998-2-1)	400V~ / 24A / 2.5mm ²	600V~ / 41A / 6mm ²
Insulation Stripping Length	5mm	9mm
Ordering Data	Type	Type
(Can be joined end to end)	TS1/2 (2 way)	TS2/2 (2 way)
	TS1/12 (12 way)	TS2/10 (10 way)
Group Marking		GM6



Busbars

BB1



PBB3

Type	Current	Material	Dim. (mm)	Qty
BB1	80A	E-Cu	15 x 2	1m
BB1/2	80A	E-Cu	15 x 2	50cm
BB2	140A	E-Cu	15 x 3	1m
BB2/2	140A	E-Cu	15 x 3	50cm
B3	80A	E-Cu	10 x 3	1m
PBB3	80A	Tin plated E-Cu	10 x 3	1m

Single strand screw connection 0.5.....2.5mm²


Busbar Support Blocks

Type	BSB1
Dim. (mm)	15 x 2, 15 x 3, 12 x 2, 10 x 3, 6 x 6
Material	PA 6.6
Pack Quantity	50




BSB1

Clamping Yokes




	CC4	CC10	CC35			
Electrical Ratings						
Cross Section	4mm ²	10mm ²	35mm ²			
Fixing Screws	M 3	M 4	M 6			
Busbar Dimensions	10 x 3	10 x 3	10 x 3			
Isolation Cap	-	-	-			
Connection Data						
Solid Strand	0.5.....6mm ²	1.5.....10mm ²	16.....50mm ²			
Fine Strand	0.5.....4mm ²	2.5.....10mm ²	16.....35mm ²			
Insulation Stripping Data	16mm	19mm	19mm			
Ordering Data						
	Type	Qty	Type	Qty	Type	Qty
	CC4	200	CC10	100	CC35	50



CCB type clamping yokes are designed with blue insulation caps in order to indicate connection to the N-Lead. They can be used with marking tags.

	CCB4	CCB10	CCB35			
Electrical Ratings						
Cross Section	4mm ²	10mm ²	35mm ²			
Fixing Screws	M 3	M 4	M 6			
Busbar Dimensions	10 x 3	10 x 3	10 x 3			
Isolation Cap	BLUE	BLUE	BLUE			
Connection Data						
Solid Strand	0.5.....6mm ²	1.5.....10mm ²	16.....50mm ²			
Fine Strand	0.5.....4mm ²	2.5.....10mm ²	16.....35mm ²			
Insulation Stripping Data	16mm	19mm	19mm			
Ordering Data						
	Type	Qty	Type	Qty	Type	Qty
	CCB4	100	CCB10	100	CCB35	50




CC4 G/Y type clamping yokes are designed with yellow, green insulation caps to emphasise the protection function. They can be used with marking tags.


	CCB4 Y/G	CCB10 Y/G	CCB35 Y/G			
Electrical Ratings						
Voltage / Cross Section	380V ~ 450V- / 4mm ²	380V ~ 450V- / 4mm ²	380V ~ 450V- / 4mm ²			
Fixing Screws	M 3	M 4	M 6			
Busbar Dimensions	10 x 3	10 x 3	10 x 3			
Isolation Cap	Yellow / Green	Yellow / Green	Yellow / Green			
Connection Data						
Solid Strand	0.5.....6mm ²	1.5.....10mm ²	16.....50mm ²			
Fine Strand	0.5.....4mm ²	2.5.....10mm ²	16.....35mm ²			
Insulation Stripping Data	16mm	19mm	19mm			
Ordering Data						
	Type	Qty	Type	Qty	Type	Qty
	CCB4 Y/G	100	CCB10 Y/G	100	CCB35 Y/G	50

Marking Tags & Marking Solutions


MT5 1-50



MT5



MT5 Special



Max. 2 digits can be printed for MT5 Special. MT5 marker can be used with the whole DIN Rail terminal range.

MT10/5




Max. 5 digits can be printed for MT10/5 and MT10/6.5


MT10/5 and MT10/15 type marking tags can be used with the following terminals:-

ER (4... 70), ERPE, ERWT

MT10/15



MT10/6



MT10/6 type marking tags can be used with the following terminals:-

ER (4... 70), ERPE, ERWT

MT10/6.5-1-10




MT10/6.5-1-10, MT10/6.5 and MT10/6.5-... type marking tags can be used with the following terminals:-

ER (6... 70), ERPE (6... 35), ERWT

MT10/6.5




MT10/6.5-...



Type	Description	Qty
MT5	Standard Print	500 plate
MT05	Special Print	500 plate
MT5	Without Print	500 plate
MT10/5	Special Print	500 plate
MT10/5	Without Print	500 plate
MT10/6	Without Print	500 plate
MT10/6.5	Standard Print	500 plate
MT10/6.5	Special Print	500 plate
MT10/6.5	Without Print	500 plate

Type	Description	Type	Description	Type	Description	Type	Description
MT5	0	MT5	51-100	MT5	951-99	MT5	R
MT5	1	MT5	100-150	MT5	A	MT5	S
MT5	2	MT5	151-200	MT5	B	MT5	T
MT5	3	MT5	201-250	MT5	C	MT5	U
MT5	4	MT5	251-300	MT5	D	MT5	V
MT5	5	MT5	301-350	MT5	E	MT5	W
MT5	6	MT5	351-400	MT5	F	MT5	X
MT5	7	MT5	401-450	MT5	G	MT5	Y
MT5	8	MT5	451-500	MT5	H	MT5	Z
MT5	9	MT5	501-550	MT5	I	MT5	L1
MT5	10	MT5	551-600	MT5	J	MT5	L2
MT5	1-10	MT5	601-650	MT5	K	MT5	L3
MT5	11-20	MT5	651-700	MT5	L	MT5	RSNT
MT5	21-30	MT5	701-750	MT5	M	MT5	Mp
MT5	31-40	MT5	751-800	MT5	N	MT5	+
MT5	41-50	MT5	801-850	MT5	O	MT5	-
MT5	10-100	MT5	851-900	MT5	P	MT5	
MT5	1-50	MT5	901-950	MT5	Q		

Type	Description
MT10/6.5	1-10
MT10/6.5	11-20
MT10/6.5	21-30
MT10/6.5	31-40
MT10/6.5	41-50
MT10/6.5	51-60
MT10/6.5	61-70
MT10/6.5	71-80
MT10/6.5	81-90
MT10/6.5	91-100



The IMOMARK Thermal Printer can be used to print on IMO marking ribbons only.

For full details, contact IMO

IMOMARK Software is available free of charge with each printer



TTP-PRN

Description	IMOMARK - Thermal Printer for PF & SC terminals
-------------	---

TTP-MARK

Description	IMOMARK - Marking Strip 11.2 x 15mm
-------------	-------------------------------------

TTP-RIB

Description	IMOMARK - Print Ribbon 50 x 300mm
-------------	-----------------------------------

Accessories

ES1BEIGE

End bracket, screw type for MR35 DIN Rail



ES3BEIGE

End bracket, screw type for MR32 and MR35 DIN Rail



ES4BEIGE

End bracket, screwless for MR35 DIN Rail



ES5

End bracket, screwless for MR15 DIN Rail



ES6BEIGE

End bracket, screw type for MR35 DIN Rail



ES6ABEIGE

End bracket, screw type for MR35 DIN Rail



ES6PBEIGE

Holding plate for ES6CCLEAR Beige



ES6CCLEAR

Clear cover for terminals, to be used with ES6ABEIGE and ES6CORANGE



ES6CORANGE

Locking pin, to be used with ES6CCLEAR & ES6ABEIGE



GMBEIGE

Group marker for ER range. Tag carrier with 1 x white label



GM2

Group marker for ER range. Holds 4 x MT5 labels



SP1BEIGE

Small partition plate for ER range



SP2.5-10

Separation plate for ER2.5 - ER10 terminals



SP16BEIGE

Large separation plate for ER16BEIGE



EP50

Isolation plate for ER50



BB3N

Neutral busbar 0.45 x 3.5mm



IC95

Isolation cover for ERB range



DRA10BEIGE

DIN Rail adaptor



WL1

Warning label, yellow with symbol



WL2

Warning label, yellow without symbol



WL3

Warning label, white with symbol



CC6*W

Push in cross connectors for ERWT1 range



CC10*W

Push in cross connectors for ERWT2 range



CCS2.5 / 4 / 6

Push in cross connectors, in 2, 3, 4 & 10 configurations



CC2.5 / 4 / 6

Screw in cross connectors, in 2, 3, 4 & 10 configurations



CC50 / 70 / 95

Cross connector for high insulation ER terminals



TSK

Test plug for the ERWT range



TF

Test plugs for ER range



PFT

Test plug




SCS2.5IP

Insulation plug



EK6BEIGE

Control terminal for ER50 - ER240 terminals



Also Available From IMO

IMO
The World's Finest

AC Variable Speed Drives
0.37-710kW (0.5-950HP)

A solution for every application

AC Variable Speed Drives

IMO
The World's Finest

iDrive2
AC Variable Speed General Purpose Drives
0.4 - 2.2kW

Affordable drives evolved

iDrive2 Low-Cost Drives

IMO
The World's Finest

Miniature Circuit Breakers

Bridging the gap

Miniature Circuit Breakers

IMO
The World's Finest

Panel Product Range

Click on a better solution

Panel Product Range

IMO
The World's Finest

- Relays
- Relais
- Rele
- Pene

A solution for every application

Relays

IMO
The World's Finest

Terminal Blocks

Connecting to the Future

PCB Terminal Blocks

IMO
The World's Finest

iConnect
Linux based M2M Connection

iConnect you to your machine

iConnect

IMO
The World's Finest

Solar Cube
Precision Solar Tracking & Measurement

Solar Cube

IMO
The World's Finest

iView HMI

HMI solutions you can view

iView Advanced HMI

IMO
The World's Finest

Automation Product Range

Solutions with you in mind

Automation Product Range

IMO
The World's Finest

i³ Intelligent Control Station

Think inside the box

i3 Intelligent Control Station

IMO
The World's Finest

Push Buttons

Pushing the boundaries

Push Buttons (Online Only)

IMO Worldwide Offices

IMO Precision Controls Limited

1000 North Circular Road
Staples Corner
London NW2 7JP
United Kingdom

Tel: 020 8452 6444
Fax: 020 8450 2274
Email: imo@imopc.com
Web: www.imopc.com

IMO Jeambrun Automation SAS

Centre D'Affaires Rocroy
30, Rue de Rocroy
94100 Saint-Maur-Des-Fosses
France

Tel: 0800 912 712 (n° gratuit)
Fax: 0145 134 737
Email: imo-fr@imopc.com
Web: www.imojeambrun.fr

IMO Automazione

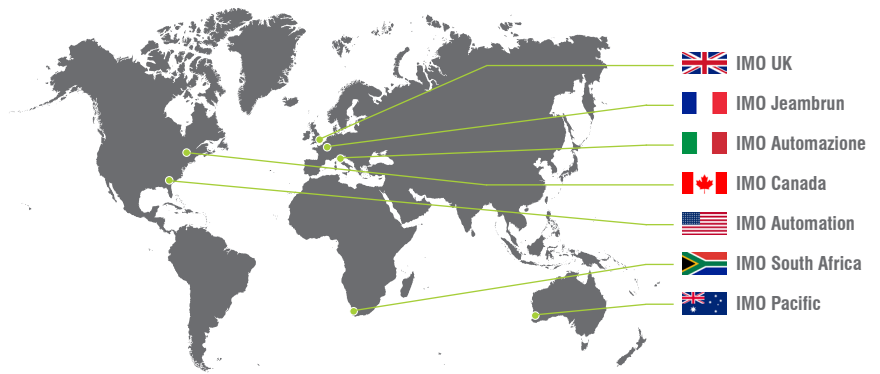
Via Ponte alle Mosse, 61
50144 Firenze (FI)
Italia

Tel: 800 930 872 (toll free)
Fax: 8000 452 6445
Email: imo-it@imopc.com
Web: www.imopc.it

IMO Canada

Unit 32 - B - North
18 Stratheam Avenue, Brampton
Ontario L6T 4Y2
Canada

Tel: 905 799 9237 (local)
Fax: 905 799 0450
Email: imo-ca@imopc.com
Web: www.imopc.com



IMO Automation LLC

101 Colony Park Drive, Suite 300
Cumming
Georgia 30040
USA

Tel: 404 476 8810
Fax: 404 476 8811
Email: imo-usa@imopc.com
Web: www.imoautomation.com

IMO South Africa (Pty) Ltd

G16 Centurion Business Park
Montague Gardens
Cape Town 7441
South Africa

Tel: 021 551 1787
Fax: 021 555 0676
Email: info@imopc.co.za
Web: www.imopc.co.za

IMO Pacific Pty Ltd

1/6 Dillington Pass
Landsdale
Perth WA 6065
Australia

Tel: 08 9302 5246 (local)
Fax: 08 9303 9908
Email: sales@imopacific.com.au
Web: www.imopacific.com.au